

# **Primer on Hydrofluorocarbons**

**Fast action under the Montreal Protocol can limit growth of HFCs, prevent up to 100 billion tonnes of CO<sub>2</sub>-eq emissions by 2050, and avoid up to 0.5°C of warming by 2100.**

## **Lead authors**

Durwood Zaelke,  
Nathan Borgford-Parnell,  
and Danielle Fest Grabel.

## **Contributing authors**

Stephen O. Andersen,  
Xiaopu Sun, Dennis Clare,  
Yuzhe PengLing,  
and Alex Milgroom.



Institute for Governance & Sustainable Development

IGSD Working Paper: September 2013

## **Acknowledgements**

We would also like to thank our outside reviewers for their valuable contributions.

## **About IGSD**

The Institute for Governance & Sustainable Development's mission is to promote just and sustainable societies and to protect the environment by advancing the understanding, development, and implementation of effective, accountable, and democratic systems of governance for sustainable development.

Beginning in 2005, the Institute embarked on a “fast-action” climate mitigation campaign to promote strategies that will result in significant reductions of emissions, temperature, and impacts in the near term, focusing primarily on strategies to reduce non-CO<sub>2</sub> climate pollutants, to complement cuts in CO<sub>2</sub>, which is responsible for more than half of all warming. It is essential to reduce both non-CO<sub>2</sub> pollutants and CO<sub>2</sub>. Neither alone is sufficient to limit the increase in global temperature to a safe level.

IGSD's fast-action strategies include reducing emissions of short-lived climate pollutants—black carbon, methane, tropospheric ozone, and hydrofluorocarbons. They also include measures to capture, reuse, and store CO<sub>2</sub> after it is emitted, including biosequestration and strategies to turn biomass into more stable forms of carbon for long-term storage.

The *HFC Primer* also is available on IGSD's web site (<http://www.igsd.org>) with active links to the references and periodic updates. IGSD's *Primer on Short-Lived Climate Pollutants* also is available on IGSD's web site. Unless otherwise indicated, all content in the *Primer* carries a Creative Commons license, which permits non-commercial re-use of the content with proper attribution. Copyright © 2013 Institute for Governance & Sustainable Development.

## **Table of Contents**

1. Summary	5
2. High growth rates for HFCs will cause significant warming	5
3. Phasing down HFCs will avoid significant climate warming	7
4. Phasing down HFCs will catalyze significant gains in energy efficiency and additional climate benefits from CO <sub>2</sub> reductions	10
5. The Montreal Protocol has the experience and expertise to phase down HFCs	11
6. The consensus is growing to amend the Montreal Protocol to phase down HFCs	13
7. National and regional policy support is growing to phase down HFCs	17
8. Business support is growing to phase down HFCs	21
9. Energy efficient alternatives to HFCs are available for all major sectors	23
10. Conclusion	27

### **Figures and Tables**

Fig. 1: Projected growth in HFCs and climate forcing from emissions	6
Fig. 2: HFCs projected to be up to 20-40% of climate forcing of CO <sub>2</sub> in 2050	7
Fig.3: By 2050 forcing from HFCs could equal 20-25% of the growth of CO <sub>2</sub> forcing since 2000	9

*Primer on HFCs*

Fig. 4: Climate protection of the Montreal Protocol and the Kyoto Protocol	13
Fig. 5: Projected HFC emission reductions from Micronesian and North American proposals	14
Fig. 6: Map of countries with existing HFC regulations	21
Table 1: Select national HFC regulations	20
Table 2: Examples of corporate reductions of HFCs	23
<b>Appendix</b>	
Background on IGSD's fast-action campaign to phase down HFCs and other short-lived climate pollutants	30

## **1. Summary**

Hydrofluorocarbons (HFCs) are the fastest growing greenhouse gases in much of the world, increasing at a rate of 10-15% per year. They are factory-made gases used in air conditioning, refrigeration, foam insulation, and other specialized sectors. World leaders recognized the threat posed by the growth of HFCs in the outcome document of the Rio + 20 Summit in 2012 and called for the gradual phase-down of their production and consumption. Six countries, with the support of more than 100 others, have submitted proposals to undertake such a phase-down under the Montreal Protocol. Support for this approach is growing rapidly. A phase-down of HFCs under the Montreal Protocol would prevent up to 0.5°C warming by 2100, using a treaty that has the experience and expertise to ensure that reductions are fast, effective, and efficient. In addition, an HFC phase-down under the Montreal Protocol would catalyze significant energy efficiency gains in air conditioning and refrigeration systems, in the range of 30 to 60%, and significantly reduce carbon dioxide (CO<sub>2</sub>) emissions. An HFC phase-down under the Montreal Protocol will provide a level playing field for producers and consumers in lieu of a patchwork of regional and national regulations. It also will build momentum for a successful climate agreement under the UNFCCC in 2015.

## **2. High growth rates for HFCs will cause significant warming**

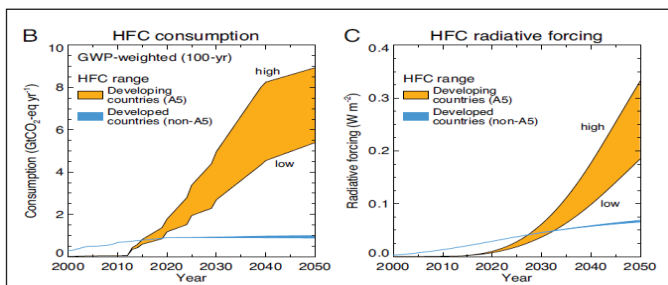
The current high growth rate for HFCs will cause significant future warming. While HFCs have caused less than 1% of total global warming to date, production, consumption, and emissions of these factory-made gases are growing at a rate of 10 to 15% per year.<sup>1</sup> Measured in terms of radiative forcing, HFCs are on course to increase as much as thirty-fold by 2050, from a forcing

of  $0.012 \text{ W/m}^2$  to as much as  $0.40 \text{ W/m}^2$ . Continued growth in HFCs will add up to  $0.1^\circ\text{C}$  of global average temperature rise by mid-century, which will increase five-fold to  $0.5^\circ\text{C}$  by 2100.<sup>3</sup>

HFCs and other fluorinated-gases, which include sulfurhexafluoride ( $\text{SF}_6$ ) and perfluorocarbons (PFCs), are the fastest growing climate pollutants in many countries, including the U.S., EU, Australia, China, and India.<sup>4</sup> HFC growth is accelerating as they replace chlorofluorocarbons (CFCs), which were previously phased out under the Montreal Protocol, and hydrochlorofluorocarbons (HCFCs), which are now being phased out.<sup>5</sup>

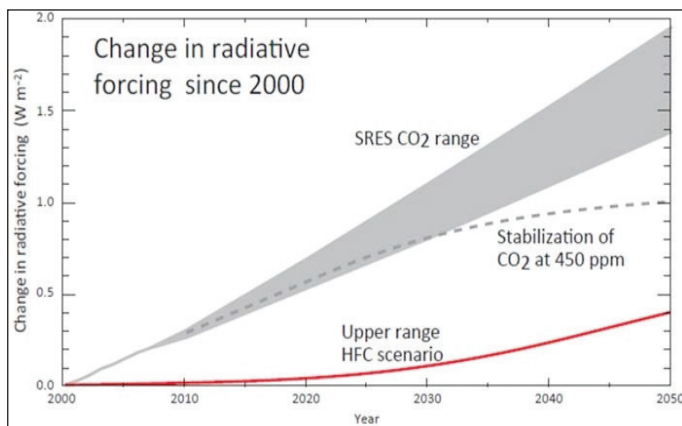
If left unchecked, by 2050 annual HFC emissions could be equivalent to 20% of annual  $\text{CO}_2$  emissions under a business-as-usual (BAU) scenario, and up to 40% of annual  $\text{CO}_2$  emissions under a 450 ppm  $\text{CO}_2$  stabilization scenario.<sup>6</sup> Without fast action, by 2050 uncontrolled growth in HFCs would cancel much of the climate benefit achievable under an aggressive  $\text{CO}_2$  450 ppm mitigation scenario. (In Fig. 2, compare radiative forcing reduced from  $\text{CO}_2$  mitigation to radiative forcing increased from HFC growth.)

**Fig. 1: Projected growth in HFCs and climate forcing from emissions**



Velders G. J. M. *et al.* (2009), *The large contribution of projected HFC emissions to future climate forcing*, PROC. NAT'L. ACAD. SCI. USA 106:10949.

**Fig. 2: By 2050 forcing from HFCs could equal 20-25% of the growth of CO<sub>2</sub> forcing since 2000**



*Clearly, the contribution of HFCs to radiative forcing could be very significant in the future; by 2050, it could be as much as a quarter of that due to CO<sub>2</sub> increases since 2000 if the upper range HFC scenario is compared to the median of the SRES scenario. Alternatively, the contribution of HFCs to radiative forcing could be one-fifth the radiative forcing due to CO<sub>2</sub> increases since 2000 if the upper range HFC scenario is compared to the upper range of the SRES scenario.* UNEP (2011) HFCs: A CRITICAL LINK IN PROTECTING CLIMATE AND THE OZONE LAYER – A UNEP SYNTHESIS REPORT.

### **3. Phasing down HFCs will avoid significant climate warming**

Phasing down HFCs will avoid up to 0.5°C of warming by 2100 under a high HFC growth scenario, and up to 0.35°C under a low HFC growth scenario; avoiding this warming is essential

for staying within the long-term international goal of stabilizing global temperature rise at or below 2°C over pre-industrial temperatures by the end-of-century (*see* Fig. 3).<sup>7</sup> Phasing down HFCs will prevent the equivalent of up to 8.8 billion tonnes of CO<sub>2</sub> *per year* in emissions by 2050 (*see* Fig. 1); by 2050, the cumulative total will be equivalent to 100 billion tons of CO<sub>2</sub>-eq in avoided emissions (with a range of 76-134 billion) (*see* Fig. 5).<sup>8</sup>

Fast mitigation of HFCs combined with mitigation of the other short-lived climate pollutants (SLCPs) — black carbon, methane, and tropospheric ozone — can avoid 0.6°C of future warming by 2050, and up to 1.5°C by end-of-century, with HFC mitigation contributing one-third of the avoided warming by end-of-century (*see* Fig. 3).<sup>9</sup>

Fast action to phase down all four SLCPs “would cut the cumulative warming since 2005 by 50% at 2050 and by 60% at 2100.... Based on our high HFC growth scenarios, the contribution to the avoided warming at 2100 due to HFC emission control is about 40% of that due to CO<sub>2</sub> emission control.”<sup>10</sup>

Reducing HFCs and the other SLCPs can significantly reduce future climate impacts, including slowing sea-level rise. Recent research led by Professor Veerabhadran Ramanathan at Scripps Institution of Oceanography, University of California, San Diego, calculates that reducing SLCPs can reduce the rate of sea-level rise by almost 20% by 2050 and nearly 25% by 2100; adding immediate and aggressive CO<sub>2</sub> mitigation can double the end-of-century reductions.<sup>11</sup> Combined SLCP and CO<sub>2</sub> mitigation can reduce cumulative sea-level rise by 31% in 2100.<sup>12</sup> Individual contributions to avoided sea-level rise by 2100 from different mitigation actions are: 29% from CO<sub>2</sub> measures and 71% from SLCP measures (13% from HFC measures, 17% from black carbon measures, and 41% from methane measures).<sup>13</sup>



**Fig. 3: 21<sup>st</sup> Century warming prevented by SLCP and CO<sub>2</sub> mitigation**

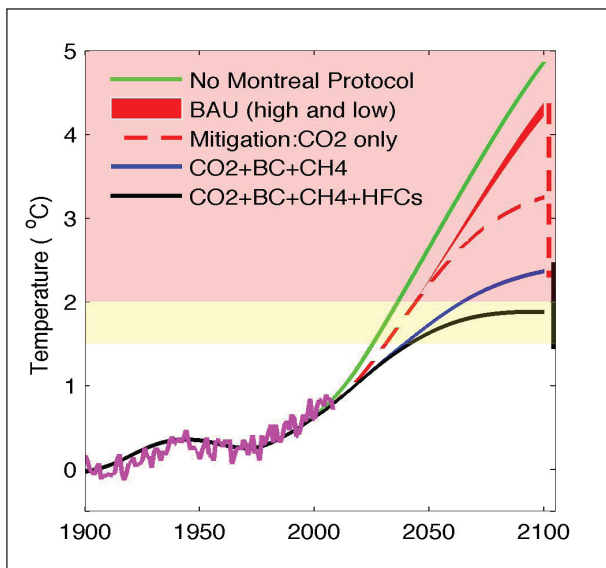


Figure 3 depicts model simulated temperature change under various mitigation scenarios that include CO<sub>2</sub> and SLCPs (BC, CH<sub>4</sub>, HFCs). BAU case (red solid line with spread) considers both high and low estimates of future HFC growth. Note this uncertainty of temperature projection related to HFC scenarios is around 0.15°C at 2100. The vertical bars next to the curve show the uncertainty of temperature projection at 2100 due to climate sensitivity uncertainty. Xu Y., Zaelke D., Velders G. J. M., & Ramanathan, V. (June 2013) The role of HFCs in mitigating 21st century climate change, *ATMOS. CHEM. PHYS.* 13:6083-6089.

#### **4. Phasing down HFCs will catalyze significant gains in energy efficiency and additional climate benefits from CO<sub>2</sub> reductions**

In addition to the direct climate benefits from HFC mitigation, a global HFC phase-down will catalyze additional climate benefits through improvements in the energy efficiency of the refrigerators, air conditioners, and other products and equipment that use HFC refrigerants. These efficiency gains will significantly reduce CO<sub>2</sub> emissions. Depending on the application, generation mix, and fuel type, emissions from generating electricity account for between 70-95% of total climate emissions attributable to products using refrigerants.<sup>14</sup>

The phase-out of CFCs under the Montreal Protocol, which began in the mid-1980s, catalyzed substantial improvements in air conditioning and refrigerant energy efficiency—up to 60% in some subsectors.<sup>15</sup> These efficiency improvements were the result of replacing old products and equipment with a new generation of higher efficiency machines.<sup>16</sup> When refrigeration and air conditioning manufacturers redesigned their systems to be CFC-free, many took the opportunity to improve the efficiency of their designs.<sup>17</sup> For example, the U.S. Environmental Protection Agency estimated that CFC-free chillers were up to 50% more energy efficient in the U.S. and over 30% more efficient in India than the CFC-based machines they replaced.<sup>18</sup>

Similar energy efficiency improvements are expected with an HFC phase-down. A number of global companies that are already transitioning away from HFCs report significant gains in energy efficiency. For example, the Coca Cola Company and the PepsiCo have both reported energy efficiency gains of up to 47% in their new CO<sub>2</sub> and hydrocarbon-based refrigeration equipment over baseline HFC-based models.<sup>19</sup> Global supermarket chains Tesco

and Unilever both report a 10% gain from new hydrocarbon-based commercial refrigeration equipment and freezer cabinets over HFC-models.<sup>20</sup>

Although there have already been improvements in the efficiency of air conditioning and refrigeration equipment over the last several decades, substantial potential still remains. For example, according to a 2013 assessment commissioned by the Clean Energy Ministerial, deploying super-efficient air conditioners can significantly reduce energy use and CO<sub>2</sub> emissions by 2020 and avoid the need for more than 100 medium-sized (500-megawatt) power plants.<sup>21</sup>

The energy efficiency gains catalyzed by the HFC amendment will have the added benefit of easing pressure on aging electricity grids, especially in developing countries where air conditioning use is growing rapidly; in many cities in India, for example, air conditioning accounts for 40 to 60% of peak electricity demand during the summer months.<sup>22</sup> The efficiency gains also would lower the cost of operating the equipment and save consumers money.<sup>23</sup>

## **5. The Montreal Protocol has the experience and expertise to phase down HFCs**

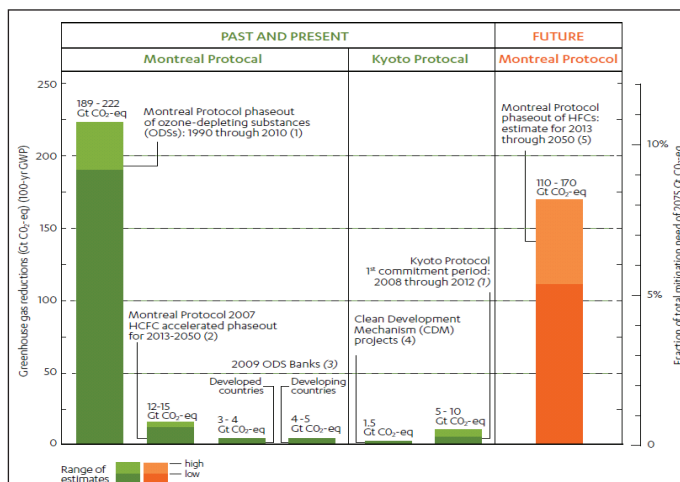
The Montreal Protocol has the experience and expertise to ensure a fast, effective, and efficient phase-down of HFCs, which are in the same family of gases, have similar chemical properties, and are used in the same sectors as the CFCs, HCFCs, and nearly 100 other related chemicals the Protocol has already phased out.<sup>24</sup> Because all CFCs and HCFCs are also greenhouse gases, between 1990 and 2010 the Montreal Protocol reduced CO<sub>2</sub>-eq emissions nearly twenty times more than the 5 to 10 billion tonnes of CO<sub>2</sub>-eq reduction goal of the first commitment period of the Kyoto Protocol (*see* Fig. 4).

The Montreal Protocol has universal ratification and has demonstrated robust implementation of the principle of “common but differentiated responsibilities.”<sup>25</sup> This includes having developed country parties undertake control measures first, followed by a grace period before developing countries are required to act, often up to 10 years, with funding for the cost of the developing country phase-out provided by the Multilateral Fund (MLF).<sup>26</sup> Since it was established in 1991, the MLF has provided more than U.S. \$3 billion in funding.<sup>27</sup> The Montreal Protocol has an in-depth understanding of all sectors it finances, including detailed knowledge of technical options.<sup>28</sup> The Montreal Protocol also supports institutional strengthening for all 147 developing country Parties.<sup>29</sup> The combination of these features has allowed all Parties to comply with the control measures; to date, the Parties have phased out 97% of nearly 100 damaging chemicals.<sup>30</sup>

The orderly and transparent schedule for phasing out chemicals under the Montreal Protocol allows time for markets to innovate and adjust, resulting in significant cost and technical efficiencies.<sup>31</sup> The Montreal Protocol also provides “essential use” and “critical use” exemptions that allow continued use of a chemical when environmentally acceptable alternatives are not yet available.<sup>32</sup>

In sum, the Montreal Protocol can provide fast, effective, and efficient reductions of upstream production and consumption of HFCs, while downstream emissions would remain with the Kyoto Protocol, as would measurement and reporting.<sup>33</sup>

**Fig. 4: Climate protection of the Montreal Protocol and the Kyoto Protocol**



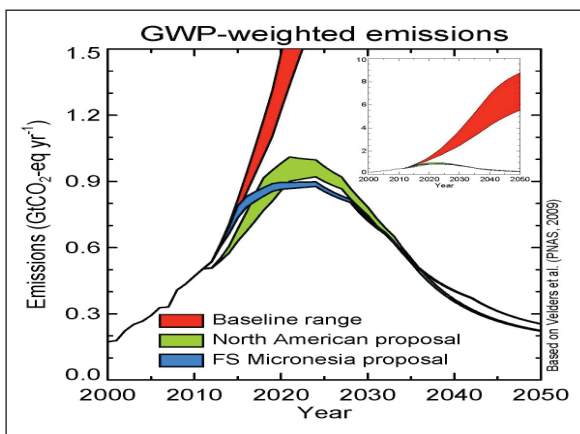
Source: UNEP (2012) THE MONTREAL PROTOCOL AND THE GREEN ECONOMY: ASSESSING THE CONTRIBUTIONS AND CO-BENEFITS OF A MULTILATERAL ENVIRONMENTAL AGREEMENT.

## 6. The consensus is growing to amend the Montreal Protocol to phase down HFCs

Two similar proposals have been submitted to amend the Montreal Protocol to phase down high-GWP HFCs, one by the Federated States of Micronesia, co-sponsored by Morocco and the Maldives, and the other by the U.S., Canada, and Mexico.<sup>34</sup> The amendments would reduce 85-90% of HFC production and consumption and provide climate mitigation equivalent to 100 billion tonnes of CO<sub>2</sub> emissions between 2016 and 2050 (range of

76-134 billion tonnes) (see Fig. 5), at very low cost, estimated at less than ten cents per CO<sub>2</sub>-eq tonne.<sup>35</sup> This would substantially eliminate the global warming caused by one of the six Kyoto Protocol greenhouse gases and significantly improve the chances of staying below the 2°C global warming guardrail (see Fig. 3).

**Fig. 5: Projected HFC emission reductions from Micronesian and North American proposals**



The North American proposal and the Micronesian proposal are similar; both decrease the cumulative (2013-2050) direct GWP-weighted emissions of HFCs to 22-24 billion tonnes CO<sub>2</sub>-eq from 110-170 billion tonnes CO<sub>2</sub>-eq, for a total of ~87 to 146 billion tonnes CO<sub>2</sub>-eq in mitigation. This is equivalent to a reduction of 5.5 to 8.8 billion tonnes of CO<sub>2</sub>-eq/yr in 2050 to less than ~0.3 billion tonnes CO<sub>2</sub>-eq/yr. Prepared for IGSD by Dr. Guus Velders, based on Velders G. J. M. et al. (2009) *The large contribution of projected HFC emissions to future climate forcing*, PROC. NAT'L. ACAD. SCI. USA 106:10949.<sup>36</sup> (Dr. Velders' undated calculations show that as of 2013 the amendments can provide 76 to 134 billion tonnes CO<sub>2</sub>-eq. by 2050.).

Support for an HFC amendment is growing rapidly. By the end of 2010, 108 Parties to the Montreal Protocol signed the *Bangkok Declaration*, calling for the use of low-GWP alternatives to CFCs and HCFCs.<sup>37</sup> Through May 2013, 112 Parties joined the even stronger *Bali Declaration on Transitioning to Low Global Warming Potential Alternatives to Ozone Depleting Substances*.<sup>38</sup>

On 17 February 2012, the United States, Mexico, Canada, Ghana, and Bangladesh, along with the UN Environment Programme launched the Climate and Clean Air Coalition to Reduce Short-Lived Climate Pollutants (CCAC) to catalyze major reductions in SLCPs with an initial focus on black carbon, methane, and HFCs.<sup>39</sup>

On 22 June 2012, at the conclusion of the Rio + 20 *UN Conference on Sustainable Development*, more than one hundred heads of State adopted the conference declaration, *The Future We Want*, recognizing the climate threat from HFCs and calling for the gradual phase-down of their production and consumption; the UN General Assembly endorsed the declaration by resolution on 11 September 2012.<sup>40</sup>

On 19 April 2013, China agreed to completely phase out HCFCs over the next 17 years, which is expected to cut the equivalent of 8 billion tonnes of CO<sub>2</sub> at a total cost of \$385 million from the Multilateral Fund, or about \$0.05 per tonne.<sup>41</sup> The Montreal Protocol's HCFC phase-out will eliminate HCFC production from emissive uses in developing countries, and will give China the opportunity to choose low-GWP alternatives in lieu of HFCs to ensure that the climate benefits are realized.

On 15 May 2013, the Arctic Council countries, including the Russian Federation, issued the *Kiruna Declaration* in which they “*Urge* the Parties to the Montreal Protocol on Substances that Deplete the Ozone Layer to take action as soon as possible,

complementary to the UNFCCC, to phase-down the production and consumption of hydrofluorocarbons, which contribute to the warming of the Arctic region....”<sup>42</sup>

On 8 June 2013, China’s President Xi Jinping and U.S. President Barack Obama agreed to “work together and with other countries to use the expertise and institutions of the Montreal Protocol to phase down the consumption and production of hydrofluorocarbons (HFCs).”<sup>43</sup>

On 25 June 2013, President Obama announced his *Climate Action Plan*, which includes phasing down HFCs under the Montreal Protocol, as well as taking action in the U.S. to control HFCs.<sup>44</sup>

On 26 June 2013, at the mid-year Open-Ended Working Group meeting of the Montreal Protocol in Bangkok, the Parties established a formal Discussion Group to discuss the management of HFCs under the Protocol.<sup>45</sup>

On 28 June 2013 the BASIC countries noted in their *Joint Statement* that they would “work multilaterally to find an agreed way” to address HFCs:

“Ministers emphasized that HFCs are greenhouse gases covered under the UNFCCC and its Kyoto Protocol and shall accordingly be addressed in accordance with its principles and provisions. They agreed to work multilaterally to find an agreed way forward on this issue.”<sup>46</sup>

On 10 July 2013, the *U.S.-China Climate Change Working Group* agreed to work together to “implement the agreement on hydrofluorocarbons (HFCs) reached by President Obama and President Xi at their meeting on June 8, 2013, in Sunnylands, California.”<sup>47</sup>

On July 12, 2013, fourteen Pacific small island developing states (SIDS) called for action under the Montreal Protocol to phase



down HFCs. In the *Nadi Outcome Document* of the Pacific SIDS Regional Preparatory Meeting for the Third International Conference on Small Island Developing States, these fourteen nations “agreed that the Montreal Protocol be utilized to undertake the gradual phase-down of production and consumption of HFCs called for in the Rio + 20 outcome document, *The Future We Want*.”<sup>48</sup>

At COP 19 later this year in Warsaw, the Parties to the UNFCCC will consider a decision proposed by the EU urging the Parties of the Montreal Protocol to phase down HFCs.<sup>49</sup> The EU’s proposed decision was submitted with support from Albania, Bosnia and Herzegovina, Croatia, the Former Yugoslav Republic of Macedonia, and Serbia. The decision highlights that a phase-down of HFC production and consumption would complement action to address emissions of HFCs that would continue under the UNFCCC and its Kyoto Protocol.

## **7. National and regional policy support is growing to phase down HFCs**

In addition to support for phasing down HFCs at the international level under the Montreal Protocol, support is growing at the national and regional levels (*see* Table 1 and Fig. 6).<sup>50</sup> In Europe, this includes regulations on the use and disposal of HFCs, for example: setting minimum charges of f-gases lower than that of the EU F-gas Regulation in Denmark and France; mandating refrigerant leakage checks for mobile equipment in Germany, Sweden, and The Netherlands; establishing maximum annual leakage rates for stationary equipment in Germany, Belgium and Luxembourg; mandating storage of equipment records in Czech Republic, France, The Netherlands and Germany; mandating storage of electronic records in Hungary and Slovakia; creating national databases of

equipment containing HFCs in Hungary, Slovenia, and Estonia; requiring mandatory reporting of equipment records in Sweden, Hungary and Poland; instituting producer responsibility schemes requiring producers and suppliers of HFCs to take back recovered bulk HFCs for further recycling, reclamation and destruction in Sweden and Germany; and extending certification requirements of the EU F-gas Regulation to uncovered groups of personnel and companies in The Netherlands and France.

Taxes have been imposed on HFCs or are under consideration in France,<sup>51</sup> Spain,<sup>52</sup> Norway, Denmark, Sweden, Slovenia, and Poland.<sup>53</sup> In 2012, Australia established an ambitious scheme imposing a carbon price on HFCs,<sup>54</sup> which complements its existing regulations on the manufacture, import, and export of synthetic greenhouse gases.<sup>55</sup> Similarly, New Zealand adopted levy rates for goods containing HFCs that are linked to the price of carbon.<sup>56</sup>

The EU is currently strengthening its broader f-gas regulations., with a particular focus on HFCs.<sup>57</sup> As part of its regulatory regime to control f-gases, the European Directive on mobile air conditioning systems already bans the use of f-gases with GWPs higher than 150; new type vehicles are covered as of 1 January 2013, and all vehicles will be covered by 2017.<sup>58</sup> In The Netherlands, maximum f-gas emission thresholds were established in the permits for the aluminum industry, the semiconductor industry, and HCFC-22 manufacturing facilities.<sup>59</sup> In the UK, Gregory Barker, Minister for Climate Change, announced on 5 June 2013 that he was forming a task force on HFCs within the retail sector.<sup>60</sup> In Switzerland, a strengthened national f-gas regulation will ban HFCs in several air conditioning and refrigeration applications.<sup>61</sup>

In addition to the levies and other restrictions on HFCs in Australia and New Zealand, Japan recently revised its national law to phase

down HFCs, promote low-GWP equipment and products, improve containment in commercial equipment, and require registration and approval of fillers and recyclers.<sup>62</sup>

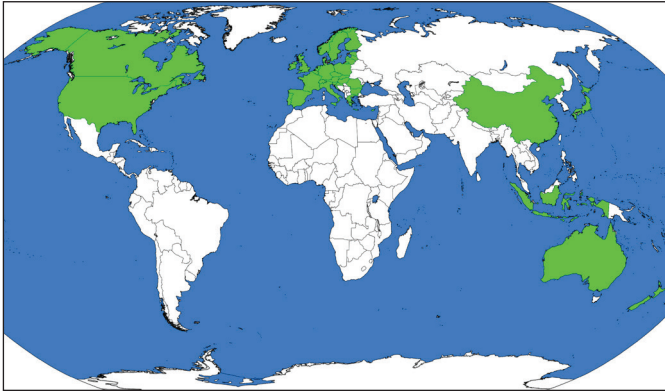
The U.S. is taking actions at national and state levels to address HFC growth. In June 2013, President Obama included domestic action on HFCs as part of his *Climate Action Plan*.<sup>63</sup> Congressman Scott Peters introduced the *Super Pollutant Emissions Reduction Act of 2013* to establish a U.S. task force to reduce super climate pollutants under existing authorities.<sup>64</sup> The U.S. allows manufacturers of cars and light-trucks to generate credits towards their compliance with CO<sub>2</sub> emission standards and corporate average fuel economy (CAFE) standards by employing HFC alternative refrigerants in mobile air conditioning systems for model year 2012-2016 vehicles.<sup>65</sup> California's legislation regulating refrigerants requires a self-sealing valve on all containers, improved labeling instructions, a recycling program for used containers, and an education program that emphasizes best practices for vehicle recharging.<sup>66</sup> Additional requirements regarding registration, reporting and leak detection became effective in 2012.<sup>67</sup> In Canada, a revised Refrigerant Code of Practice recognizes expanding use of ammonia in cooling systems as an alternative to HFCs.<sup>68</sup>

**Table 1: Select national HFC regulations**

<b>Regulations on HFCs</b>	<b>Countries/Regions</b>
Taxation	Norway, <sup>69</sup> Denmark, <sup>70</sup> Sweden, Slovenia, <sup>71</sup> and Poland <sup>72</sup> , Spain*, <sup>73</sup> France*, <sup>74</sup>
Regulations over import and export	Australia <sup>75</sup>
Carbon price on HFCs	Australia, <sup>76</sup> New Zealand <sup>77</sup>
Mandatory registration, reporting, leak detection and storage of records	U.S. (California), <sup>78</sup> Germany, Sweden, the Netherlands, Hungary, Poland, Slovakia, Czech Republic, and France <sup>79</sup>
Certification requirements for companies and personnel	France and the Netherlands <sup>80</sup>
Disposal and destruction requirements	Japan, <sup>81</sup> U.S. (California), <sup>82</sup> Sweden, and Germany <sup>83</sup>
Restrictions of usage through imposition of maximum emission threshold, annual leakage rates or minimum charges of f-gases	The Netherlands, Germany, Belgium, Luxembourg, Denmark, and France <sup>84</sup>
Regulations of manufacturing and usage	Japan, <sup>85</sup> U.S. (California), <sup>86</sup> China, <sup>87</sup> Australia <sup>88</sup>
Establishment of national databases	Hungary, Slovenia, and Estonia <sup>89</sup>
Ban on usage	EU (f-gases with a GWP higher than 150 in MACs), <sup>90</sup> Switzerland (HFC in several AC and refrigeration application), <sup>91</sup> Denmark <sup>92</sup>
Prioritization of climate-friendly HFC alternatives	China, <sup>93</sup> U.S., <sup>94</sup> Canada, <sup>95</sup> Indonesia <sup>96</sup>
Education program	U.S. (California) <sup>97</sup>

\* Proposed legislation.

**Fig. 6: Map of countries with existing HFC regulations**



## **8. Business support is growing to phase down HFCs**

Business support is growing for phasing down HFCs. The *Consumer Good Forum*, a global network of over 400 retailers, manufacturers, and service providers from over 70 countries, has pledged that its members will begin phasing out HFCs by 2015.<sup>98</sup> Other industry groups support reducing HFCs under the Montreal Protocol, including the Air-Conditioning, Heating and Refrigeration Institute,<sup>99</sup> the European Fluorocarbon Technical Committee,<sup>100</sup> and Refrigerants, Naturally!<sup>101</sup> The Alliance for Responsible Atmospheric Policy, whose 48 members include Trane, Whirlpool, Sub-Zero, and Mitsubishi, also supports a global phase-down of high-GWP refrigerants.<sup>102</sup>

Individual companies across the value chain are developing and implementing alternative refrigerants. DuPont endorses the HFC phase-down under the Montreal Protocol<sup>103</sup> and DuPont and Honeywell, both manufacturers of HFCs, are actively developing

lower GWP alternative refrigerants and have several currently being commercialized, as discussed in Section 9 below.<sup>104</sup> On the retailer and point-of-sale side, the companies in the Refrigerants, Naturally! group, including Coca-Cola, PepsiCo, Red Bull, and Unilever are taking action to eliminate the use of HFCs within their respective companies.<sup>105</sup> Coca-Cola began using HFC-free insulation for new equipment, which reduced direct HFC emissions by 75%, identified a feasible natural refrigerant, and pledged to eliminate HFCs in all new equipment by 2015.<sup>106</sup> PepsiCo, Red Bull, Unilever, and Carrefour started installing a substantial amount of natural refrigerant point-of-sale equipment.<sup>107</sup> Individual companies in the *Consumer Goods Forum*, including Wal-Mart, Nestlé, Sobeys, Supervalu, and Tesco are purchasing alternative refrigerant equipment, converting existing equipment, and improving efficiency while reducing leakage.<sup>108</sup> Table 2 summarizes several of these measures.

**Table 2: Examples of corporate reductions of HFCs**

<b>Companies</b>	<b>HFC-Free Achievements &amp; Goals</b>
PepsiCo <sup>109</sup>	200,000 HFC-free units HFC-free equipment in 30 countries with 100% natural refrigerants in Turkey since 2009 and Russia since 2011
The Coca-Cola Company <sup>110</sup>	550,000 HFC-free units in 2012, plan to triple by 2015 100% HFC-free insulating foam for new refrigeration equipment 100% HFC-free new cold drink equipment purchases by 2015
Red Bull <sup>111</sup>	313,000 HFC-free units in 2012 Procurement 100% hydrocarbon since 2010
Unilever <sup>112</sup>	800,000 HFC-free freezers in 2012 Working with Ben & Jerry's Ice-cream to roll out HC freezers in U.S.
McDonalds <sup>113</sup>	3,300 HFC-free meat freezers, frozen food storage, reach-ins & salad refrigerated display cases 2012. Investing in ammonia industrial refrigeration in U.S.
Nestle <sup>114</sup>	1,000 hydrocarbon ice cream freezers in Europe, Australia, Spain, Malaysia, Chile, and the U.S. Nestle uses natural refrigerants in 90% of its industrial cooling for food processing.
Heineken <sup>115</sup>	130,000 hydrocarbon refrigerated beverage displays Aiming for 50% reduction in carbon footprint of installed refrigerators by 2020
Sobeys <sup>116</sup>	"Natural Refrigerant Commitment" requires that CO <sub>2</sub> refrigeration systems are installed in all new full-service stores

## **9. Energy efficient alternatives to HFCs are available for all major sectors**

Low-GWP alternatives to high-GWP HFCs are widely and increasingly available.<sup>117</sup> Alternatives to existing high-GWP

HFCs fall into two basic categories: non-fluorinated substances with low- or zero-GWP, and fluorinated substances with low- to mid-range GWPs. The Montreal Protocol's Technology and Economic Assessment Panel (TEAP) uses the term "low-GWP" to refer to refrigerants with GWPs of 300 or lower while "moderate-GWP" refers to refrigerants with GWPs of 1,000 or lower.<sup>118</sup> For comparison, the GWP of HFC-134a, one of the most commonly used high-GWP HFC refrigerants today, is 1,430.<sup>119</sup>

TEAP cautions that differences in energy efficiency could determine which "low-GWP" or "moderate-GWP" alternatives would have the lowest overall impact on global warming.<sup>120</sup> The most comprehensive way to evaluate the climate impact of any proposed refrigerant is to use Life Cycle Climate Performance (LCCP) methodology to calculate "cradle-to-grave" greenhouse gas emissions for a particular refrigerant and application. LCCP was developed by TEAP and includes direct and indirect greenhouse gas emissions, energy embodied in product materials, greenhouse gas emissions during chemical manufacturing, and end-of-life loss (typically refrigerant leakage).<sup>121</sup> (See Section 4 for a discussion of the energy efficiency gains that will be catalyzed by an HFC phase-down.)

Commercially available non-fluorinated or "natural refrigerants" primarily include: ammonia with a GWP of zero, hydrocarbons with GWPs of less than 4 (e.g. propane and isobutane), and CO<sub>2</sub> with a GWP of one. Alternative fluorinated substances include primarily the "HFOs" with GWPs of less than four (HFC-1234yf, HFC-1233zd and HFC-1234ze) and HFC-32 with a GWP of 677. Alternative methods and processes, not involving chemical refrigerants, are termed "not-in-kind" alternatives.

In the mobile air conditioning sector, which represents up to half of HFC emissions on a CO<sub>2</sub>-equivalent basis, available low-GWP



alternatives include HFO-1234yf, CO<sub>2</sub> and HFC-152a.<sup>122</sup> In 2012, more than ten car models sold worldwide used the low-GWP refrigerant HFO-1234yf, which new research indicates has a GWP of less than one.<sup>123</sup> Several German car manufacturers announced in March 2013 that they are developing CO<sub>2</sub> as a low-GWP alternative for vehicle air-conditioning.<sup>124</sup> In Norway, approximately 16% of new refrigerated truck and trailer systems were equipped with HFC-free cryogenic refrigeration systems in 2011; use of these systems is expected to expand further in the future.<sup>125</sup>

In commercial refrigeration, globally, up to 65% of the sector has already switched to low-GWP HFC alternatives, including CO<sub>2</sub>, ammonia, and hydrocarbons, while in the domestic refrigeration sector, low-GWP hydrocarbon technology is expected to reach about 75% of global production by 2020.<sup>126</sup> See Table 2, above, for examples of multinational companies that have already made the switch to low-GWP alternatives in the refrigeration sector,

In the room air conditioning sector, thousands of hydrocarbon units have been sold and new production lines are coming on line each year.<sup>127</sup> The Indian manufacturer, Godrej, has developed a line of propane room air conditioners that are 11% more efficient than the minimum requirements for the 5-Star energy efficiency rating set by the Indian Bureau of Energy Efficiency.<sup>128</sup> China, Japan, India, Indonesia, and other countries have projects underway using moderate-GWP HFC-32 with high levels of operating efficiency.<sup>129</sup> CO<sub>2</sub> air conditioning is also available in some regions.<sup>130</sup>

In the foam sector, low-GWP alternatives include hydrocarbons, CO<sub>2</sub>/water and fibrous materials.<sup>131</sup> Hydrocarbons and CO<sub>2</sub>/water comprise 28-76% of the global market for polyurethane foam products, while fibrous materials comprise 59% of the market for

insulation in Western Europe.<sup>132</sup> HFC-1233zd, which is expected to be commercially available in mid-2014, is a liquid blowing agent that according to new research has a GWP of less than one.<sup>133</sup> Companies are developing additional high-GWP HFC alternatives and a number of developing countries intend to adopt low-GWP alternatives for foam products as part of their HCFC phase-out plans.<sup>134</sup>

In all major sectors, available low-GWP alternatives to high-GWP HFCs demonstrate at least equal, and often greater, energy efficiency than the HFCs they replace — up to 30%.<sup>135</sup> A 2011 study for the European Commission concluded that technically feasible and cost-effective low-GWP alternatives exist for all major HFC subsectors.<sup>136</sup> This analysis, which was prepared in association with industry, research institutes, and other technical experts, analyzed HFC alternatives available in 26 subsectors; all alternatives identified achieved at least equal energy efficiency and more often resulted in energy savings compared to HFC-based equipment.<sup>137</sup>

The TEAP also concluded that low-GWP alternatives are available that achieve equal or superior energy efficiency in a number of sectors stating, “hydrocarbon and ammonia systems are typically 10-30% more energy efficient than conventional high-GWP HFC systems.”<sup>138</sup>

These conclusions are consistent with industry research. For example, tests of room air conditioning utilizing hydrocarbon refrigerants showed energy improvements of up to 20% over HFC models.<sup>139</sup> HFO and HFC-32 producers also report high levels of energy efficiency with use of their air conditioning products, particularly in hot climates.<sup>140</sup> In Japan, an HFC-32 room air conditioner was awarded the 2012 Grand Prize for Excellence in Energy Efficiency and Conservation and the prestigious “Top

Runner” as the most energy efficient room air conditioning available.<sup>141</sup> In the commercial refrigeration sector, supermarkets are improving energy efficiency by 15-30% when they switch to low-GWP alternatives.<sup>142</sup> For example, Sobeys, Canada’s second largest food retailer found that the new CO<sub>2</sub> transcritical system it was using required 18% to 21% less energy than the high-GWP HFC equipment it replaced.<sup>143</sup>

Other not-in-kind alternatives are available for some applications, such as district cooling, which relies on water chilled in high efficiency central plants to cool a large number of buildings. When powered by renewable sources of energy, such as solar thermal, this type of cooling system can have virtually no climate impact.<sup>144</sup>

There are many other alternatives in the research and development pipeline waiting for the right market signals. A decision to phase-down HFCs under the Montreal Protocol will provide a definitive signal to industry to accelerate development and deployment of additional climate-friendly alternatives.

## **10. Conclusion**

Global HFC production and use is rising dramatically, and the associated HFC emissions could add up to 0.5°C of additional warming by the end-of-century. World Leaders have called for a phase-down of HFC production and consumption. Such a phase-down would be best implemented under the Montreal Protocol, which has over 25 years of experience phasing down nearly 100 similar f-gases used in the same sectors, and for the same purposes, as HFCs. International support for using the expertise and institutions of the Montreal Protocol to phase down HFCs is growing in strength and momentum, with agreements between the U.S. and China, and with recent calls for action on HFCs under

the Montreal Protocol from the Pacific small island developing states and from the member countries of the Arctic Council. The formation earlier this year of a formal Discussion Group on HFC Management under the Montreal Protocol is another positive sign that action will soon be taken to prevent the growth of HFCs in a manner that will support further international cooperation on climate change.

Markets are already responding to the signals from the scientific community and from the policy community, including signals from the growing list of laws at the national and regional levels, which often include trade measures. Companies that produce climate-safe alternatives to HFCs are increasing their investment in alternatives and speeding their commercialization, and companies that use the current f-gases are avoiding shifting into high-GWP HFCs and instead selecting climate-friendly alternatives. Just as the national bans, boycotts, and voluntary phase-outs of CFCs in the late 1970s and early 1980s paved the way for controls under the Montreal Protocol, similar actions occurring today are paving the way for the HFC amendment and creating the conditions for fast implementation.

## **List of acronyms and abbreviations**

BC	black carbon
CAFÉ	corporate average fuel economy
CCAC	Climate and Clean Air Coalition to Reduce Short-Lived Climate Pollutants
CFC	chlorofluorocarbon
CGF	Consumer Goods Forum
CH <sub>4</sub>	methane
CO <sub>2</sub>	carbon dioxide
EU	European Union
GWP	global warming potential
HCFC	hydrochlorofluorocarbon
HFC	hydrofluorocarbon
LCCP	life-cycle climate performance
ODS	ozone-depleting substance
PFC	perfluorocarbon
SF <sub>6</sub>	sulfur hexafluoride
SLCP	short-lived climate pollutants
TEAP	Technology and Economic Assessment Panel (of the UNEP Montreal Protocol)
UNEP	United Nations Environment Programme
UNFCCC	United Nations Framework Convention on Climate Change
U.S.	United States
U.S. EPA	United States Environmental Protection Agency

## Appendix

### **Background on IGSD's fast-action campaign to reduce HFCs and other short-lived climate pollutants**

Phasing down HFC under the Montreal Protocol is the central focus of IGSD's fast-action climate mitigation campaign, which promotes using existing laws and institutions to achieve immediate climate mitigation. IGSD's strategy was presented in a 2009 article written by Nobel Laureate Mario Molina, Durwood Zaelke, Veerabhadran Ramanathan, Stephen O. Andersen, & Donald Kaniaru, *Reducing abrupt climate change risk using the Montreal Protocol and other regulatory actions to complement cuts in CO<sub>2</sub> emissions*. The paper was written for the *Proceedings of the National Academy of Sciences* as the policy piece in a *PNAS Special Feature* on climate tipping points edited by John Schellnhuber.

The article defines fast-action strategies as those that can be started in two to three years, substantially implemented in five years in developed countries and ten years in developing countries, and can produce a response in the climate system on a timescale of decades, to complement cuts in CO<sub>2</sub>, which operate on a longer timescale. Broad implementation of these strategies can cut the rate of global warming in half and the rate of Arctic warming by two-thirds over the next several decades.

The HFC component of this approach was updated in a November 2012 policy paper, *Strengthening Ambition for Climate Mitigation: The Role of the Montreal Protocol in Reducing Short-lived Climate Pollutants*, by Durwood Zaelke, Stephen O. Andersen, & Nathan Borgford-Parnell in RECIEL, and the science component in a June 2013 science paper, *The role of HFCs in mitigating 21st century climate change*, by Yangyang Xu, Durwood Zaelke, Guus

J. M. Velders, and Veerabhadran Ramanathan (26 June 2013). The paper calculates that mitigating SLCPs can avoid 1.5°C of warming by end-of-century, comparable to 1.1°C of warming that can be avoided by aggressive CO<sub>2</sub> mitigation by end-of-century. The paper calculates that by 2050 SLCP mitigation can avoid six times more warming than aggressive CO<sub>2</sub> mitigation (0.6°C from SLCP mitigation, compared to 0.1°C from CO<sub>2</sub> mitigation). Up to one-third of the total of 1.5°C in avoided warming from SLCP mitigation, or 0.5°C, will come from cutting HFCs.

Related research led by Ramanathan published April 2013 in *NATURE CLIMATE CHANGE* calculates that cutting SLCPs can reduce the rate of sea-level rise quickly by about 25%, and when coupled with aggressive CO<sub>2</sub> mitigation, can double this. Individual contributions to avoided sea-level rise by 2100 from different mitigation actions are: 29% from CO<sub>2</sub> measures and 71% from SLCP measures (13% from HFC measures, 17% from black carbon measures, and 41% from methane measures). Aixue Hu, Yangyang Xu, Claudia Tebaldi, Warren M. Washington & Veerabhadran Ramanathan, *Mitigation of short-lived climate pollutants slows sea-level rise*, *NATURE CLIMATE CHANGE* (14 April 2013).

IGSD promotes the importance of reducing HFCs and other SLCPs through scientific and policy publications, several of which are listed below. IGSD also promotes the importance of SLCP mitigation in various policy venues, as well as through the media. Op-Eds by IGSD are listed below, along with a list of Editorials in *Nature*, *The Economist*, *The New York Times*, *The Washington Post*, and *Bloomberg*.

## IGSD Publications on HFCs and the Montreal Protocol

1. Yangyang Xu, Durwood Zaelke, Guus J. M. Velders, & Veerabhadran Ramanathan (2013) *The role of HFCs in mitigating 21st century climate change*, *ATMOS. CHEM. PHYS.* 13:6083-6089.
2. Stephen O. Andersen, Marcel L. Halberstadt, & Nathan Borgford-Parnell (2013) *Stratospheric ozone, global warming, and the principle of unintended consequences – An ongoing science and policy success story*, *J. AIR & WASTE MGMT. ASS'N.* 63(6):607-647.
3. Council on Energy, Environment & Water, Institute for Governance & Sustainable Development, Natural Resources Defense Council, and The Energy and Resources Institute (TERI), in cooperation with the Confederation of Indian Industry (2013) *Cooling India with Less Warming: The Business Case for Phasing Down HFCs in Room and Vehicle Air Conditioners*.
4. Durwood Zaelke, & Nathan Borgford-Parnell (2013) *Primer on Short-Lived Climate Pollutants*.
5. Durwood Zaelke, Stephen O. Andersen, & Nathan Borgford-Parnell (2012) *Strengthening Ambition for Climate Mitigation: The Role of the Montreal Protocol in Reducing Short-Lived Climate Pollutants*, *REV. EUR. COMP. & INT'L ENVTL. LAW* 21(3):231-242.
6. Mario Molina & Durwood Zaelke (2013), *A comprehensive approach for reducing anthropogenic climate impacts including risk of abrupt climate changes*, *FATE OF MOUNTAIN GLACIERS IN THE ANTHROPOCENE*, *Proceedings of the Working Group*, 2-4 April 2011, Paul J. Crutzen, Lennart Bengtsson



- & Veerabhadran Ramanathan (eds) (Pontifical Academy of Sciences, *Scripta Varia* 118).
7. Mario Molina & Durwood Zaelke (2012), *A Climate Success Story to Build On*, UNEP OZONACTION, PROTECTING OUR ATMOSPHERE FOR GENERATIONS TO COME: 25 YEARS OF THE MONTREAL PROTOCOL.
  8. Mario Molina, A. R. Ravishankara, & Durwood Zaelke (2011) *At the crossroads*, UNEP OUR PLANET: POWERING CLIMATE SOLUTIONS.
  9. Romina Picolotti (December 2011) *An equitable arrangement*, UNEP OUR PLANET: POWERING CLIMATE SOLUTIONS.
  10. Stephen O. Andersen & Kristen Taddonio (December 2011) *Tipping the Balance*, UNEP OZONACTION'S DECEMBER 2011 SPECIAL ISSUE.
  11. Mario Molina, Durwood Zaelke, Veerabhadran Ramanathan, Stephen O. Andersen, & Donald Kaniaru (2009) *Reducing abrupt climate change risk using the Montreal Protocol and other regulatory actions to complement cuts in CO<sub>2</sub> emissions*, PROC. NATIONAL ACADEMY OF SCIENCES 106(49):20616-20621.
  12. Guus J. M. Velders, David W. Fahey, John S. Daniel, Mack McFarland, & Stephen O. Andersen (2009) *The large contribution of projected HFC emissions to future climate forcing*, PROC. NATIONAL ACADEMY OF SCIENCES 106:10949.
  13. Romina Picolotti (15 July 2010) *A Proposal to Change the Political Strategy of Developing Countries in Climate Negotiations*, IISD'S MEA BULLETIN.
  14. K. Madhava Sarma, Stephen O. Andersen, Durwood Zaelke, & Kristen Taddonio (2009), *Ozone Layer; International*

*Protection*, in R. Wolfrum (ed.), THE MAX PLANCK ENCYCLOPEDIA OF PUBLIC INTERNATIONAL LAW (Oxford University Press, 2008-2012), online edition.

15. Durwood Zaelke, Peter Grabel, & Elise Stull (6 November 2008), *Avoiding Tipping Points for Abrupt Climate Changes with Fast-Track Climate Mitigation Strategies*, IISD's MEA BULLETIN.
16. K. Madhava Sarma & Durwood Zaelke (27 June 2008), *Start, then Strengthen: The Importance of Immediate Action for Climate Mitigation*, IISD's MEA BULLETIN.
17. Guus J. M. Velders, Stephen O. Andersen, John S. Daniel, David W. Fahey, & McFarland M. (2007) *The importance of the Montreal Protocol in protecting climate*, PROC. NATIONAL ACADEMY OF SCIENCES 104:4814.

## **Select press on HFCs and the Montreal Protocol**

### **Editorials:**

1. *The New York Times*, Editorial, "At Last, an Action Plan on Climate" (25 June 2013)
2. *The New York Times*, Editorial, "Fresh Start for a Critical Relationship" (10 June 2013)
3. *The New York Times*, Editorial, "Climate Warnings, Growing Louder" (18 May 2013)
4. *Bloomberg*, Editorial, "How to Make Air Conditioners Less Guzzling and More Green" (23 Sept 2012)
5. *The Washington Post*, Editorial, "Ways to fight warming: Strategies that would reduce emissions" (26 Feb 2012)

6. *The New York Times*, Editorial, “A Second Front in the Climate War” (17 Feb 2012)
7. *The Economist*, Editorial, “Piecemeal possibilities” (17 Feb 2011)
8. *Nature*, “More in Montreal: Momentum builds for ozone treaty to take on greenhouse gases” (3 Nov 2011)
9. *The Economist*, Editorial, “Unpacking the problem” (3 Dec 2009)
10. *Nature*, Editorial, “Time for early action” (1 July 2009)

### **IGSD Op-Eds:**

1. *Los Angeles Times*, Op-Ed, D. Zaelke & P. Bledsoe, “Climate policy’s twin challenges” (16 Aug 2013)
2. *Washington Post*, Op-Ed, J. Yong Kim, “U.S. takes key climate change steps, but the world must do more” (27 June 2013)
3. *Roll Call*, Op-Ed, D. Zaelke & P. Bledsoe, “India Can Join the U.S. and China to Cut Super Greenhouse Gases” (20 June 2013)
4. *The Hill*, Op-Ed, D. Zaelke & P. Bledsoe, “A climate victory waiting for presidents Obama and Xi” (6 June 2013)
5. *The New York Times*, Op-Ed, D. Zaelke & V. Ramanathan, “Going Beyond Carbon Dioxide” (7 Dec 2012)
6. *The International Herald Tribune*, Op-Ed, M. Molina & D. Zaelke, “A Climate Success Story to Build On” (26 Sept 2012)

*Primer on HFCs*

7. *The Hill*, Op-Ed by D. Zaelke & A. Light, “Rio meeting can still produce a key climate outcome” (20 June 2012)
8. *U-T San Diego*, Op-Ed by V. Ramanathan & D. Zaelke, “Earth Day: Saving our planet, saving ourselves” (21 April 2012)
9. *The Hill*, Op-Ed by M. Molina & D. Zaelke, “How to cut climate change in half” (14 Feb 2012)
10. *New York Times*, Op-Ed, V. Ramanathan and D. Victor, “To Fight Climate Change, Clear the Air” (28 Nov 2010)
11. *The Guardian*, Op-Ed, A. Steiner, “CO<sub>2</sub> is not the only cause of climate change,” (11 Sept 2009)

## Endnotes

<sup>1</sup> Velders G. J. M *et al.* (2012) *Preserving Montreal Protocol Climate Benefits by Limiting HFCs*, SCIENCE 335.

<sup>2</sup> Velders G. J. M *et al.* (2012) *Preserving Montreal Protocol Climate Benefits by Limiting HFCs*, SCIENCE 335.

<sup>3</sup> Xu Y., Zaelke D., Velders G. J. M., & Ramanathan V. (2013) *The role of HFCs in mitigating 21st century climate change*, ATMOS. CHEM. PHYS., 13, 6083-6089; *see also* Hare B. *et al.* (2013) CLOSING THE 2020 EMISSIONS GAP: ISSUES, OPTIONS AND STRATEGIES.

<sup>4</sup> According to the World Resources Institute, Climate Analysis Indicators Tool (CAIT) CO<sub>2</sub>-eq emissions of f-gases in China increased by 111% between 2000 and 2005, compared to a 68% increase in CO<sub>2</sub>, 8% increase in methane, and 6% increase in N<sub>2</sub>O. F-gas emissions increased by 78% in India over the same period, compared to 19% for CO<sub>2</sub>, 10% for methane, and 6% for N<sub>2</sub>O. F-gas emissions in the US increased by 30% between 2000 and 2005 compared to 1.5% for CO<sub>2</sub>, and a 5% decrease in methane and N<sub>2</sub>O. Note that f-gases include emissions of HFCs, SF<sub>6</sub>, and PFCs. According to the US EPA (2013) INVENTORY OF U.S. GREENHOUSE GAS EMISSIONS AND SINKS: 1990 – 2011, emissions of HFCs increased by 5.48% between 2005 and 2010, emissions of all other greenhouse gases decreased over that period (CO<sub>2</sub> -6.1%; methane -0.2%; N<sub>2</sub>O -3.43%; PFC -4.8%; SF<sub>6</sub> -32.7%). EU CO<sub>2</sub>-eq emissions of HFCs increased by 298% between 1990 and 2011, and are the only greenhouse gases, measured by CO<sub>2</sub>-eq emissions, that have increased every year over that period. According to the Australian Government's 2011 submission to the UNFCCC, HFC emissions in Australia increased by 578.5% between 1990 and 2011; the only other two greenhouse gas emissions to increase over that period were CO<sub>2</sub> and N<sub>2</sub>O, which increased 46.3% and 36.1% respectively. Australian Government Department of Industry, Innovation, Climate Change, Science,

Research and Tertiary Education (2011) Australian National Greenhouse Accounts: National Inventory Report 2011, Vol. 1; *see also* European Environment Agency (2013) ANNUAL EUROPEAN UNION GREENHOUSE GAS INVENTORY 1990 – 2011 AND INVENTORY REPORT, No 8/213.

<sup>5</sup> Montreal Protocol Technology and Economic Assessment Panel (2009) TASK FORCE DECISION XX/8 REPORT: ASSESSMENT OF ALTERNATIVES TO HCFCs AND HFCs AND UPDATE OF THE TEAP 2005 SUPPLEMENT REPORT DATA.

<sup>6</sup> UNEP (2011) HFCs: A CRITICAL LINK IN PROTECTING CLIMATE AND THE OZONE LAYER – A UNEP SYNTHESIS REPORT; *see also* Montzka S. A. (2012) HFCs IN THE ATMOSPHERE: CONCENTRATIONS, EMISSIONS, IMPACTS, ASHRAE.

<sup>7</sup> Xu Y., Zaelke D., Velders G. J. M., & Ramanathan V. (2013) *The role of HFCs in mitigating 21st century climate change*, ATMOS. CHEM. PHYS., 13:6083-6089; *see also* Hare, B. *et al.* (2013) CLOSING THE 2020 EMISSIONS GAP: ISSUES, OPTIONS AND STRATEGIES.

<sup>8</sup> Proposed amendment to the Montreal Protocol submitted by the Federated States of Micronesia, UNEP/OzL.Pro.WG.1/33/4 (16 April 2013); *and* Proposed amendment to the Montreal Protocol submitted by Canada, Mexico and the United States of America, UNEP/OzL.Pro.WG.1/33/3 (16 April 2013). *See also* U.S. Env'tl. Prot. Agency (2013) BENEFITS OF ADDRESSING HFCs UNDER THE MONTREAL PROTOCOL (calculating the mitigation as almost 95 billion tonnes of CO<sub>2</sub> between 2016 and 2050).

<sup>9</sup> Xu Y., Zaelke D., Velders G. J. M., & Ramanathan V. (2013) *The role of HFCs in mitigating 21st century climate change*, ATMOS. CHEM. PHYS. 13:6083-6089.

<sup>10</sup> Xu Y., Zaelke D., Velders G. J. M., & Ramanathan V. (2013) *The role of HFCs in mitigating 21st century climate change*, ATMOS. CHEM. PHYS. 13:6083-6089 (“Given the limited knowledge regarding climate sensitivity (0.5 to 1.2°C/(W/m<sup>2</sup>)), the absolute value of projected temperature at the end of 21<sup>st</sup> century is also

uncertain (vertical bars in Fig. 3), but the relative contribution of HFC to reducing the warming is still significant and less subject to such uncertainty.”).

<sup>11</sup> Hu A., *et al.* (2013) *Mitigation of short-lived climate pollutants slows sea-level rise*, NATURE CLIMATE CHANGE 3:730-734.

<sup>12</sup> Hu A., *et al.* (2013) *Mitigation of short-lived climate pollutants slows sea-level rise*, NATURE CLIMATE CHANGE 3:730-734.

<sup>13</sup> Hu A., *et al.* (2013) *Mitigation of short-lived climate pollutants slows sea-level rise*, NATURE CLIMATE CHANGE 3:730-734.

<sup>14</sup> De Larminat P. (2013) *Development of Climate-Friendly Alternatives for Chillers* (presentation at Bangkok Technology Conference, 29 June 2013).

<sup>15</sup> Speech, Shende R. 2009 USEPA’s *Stratospheric Ozone Protection and Climate Protection Awards* (21 April 2009) (“Humanity has already benefited by about 60% improvement in energy efficiency in domestic refrigerators since the industry started looking at their design in order to change from CFC-12.”); and U.S. Env’tl. Prot. Agency (2002) BUILDING OWNERS SAVE MONEY, SAVE THE EARTH: REPLACE YOUR CFC AIR-CONDITIONING CHILLER, 7 (“The most energy-efficient new chillers will reduce electric generation and associated greenhouse gas emissions by up to 50% or more compared to the CFC chillers they replace.”).

<sup>16</sup> U.S. Env’tl. Prot. Agency (2002) BUILDING OWNERS SAVE MONEY, SAVE THE EARTH: REPLACE YOUR CFC AIR-CONDITIONING CHILLER, 2 (“Building owners around the world have saved millions of dollars in electricity bills by upgrading air conditioning chiller installations and through concurrent investments to reduce building cooling load. Today’s chillers use about one-third or less electricity compared to those produced just two decades ago. Building owners can typically pay back the investment cost

of replacing an old CFC chiller in five years or less in virtually all locations that cool for more than three months a year.”); and Todesco G. (2005) CHILLERS + LIGHTING + TES: WHY CFC CHILLER REPLACEMENT CAN BE ENERGY-SAVINGS WINDFALL, ASHRAE JOURNAL, 10 (“These CFC chillers serve an estimated 3.4 billion to 4.7 billion ft<sup>2</sup> (315 million to 440 million m<sup>2</sup>) of commercial floor space with a total electricity consumption of 49,000 to 66,000 GWh/year, and an annual electricity operating cost of \$3.4 billion to \$4.8 billion. In addition, the cooling and lighting loads in these buildings contribute an estimated 3,600 to 9,200 MW to the summer peak demand of North American utilities. The electricity consumption and peak electrical demand can be reduced significantly by replacing the remaining CFC chillers with new efficient plants. The performance of chillers has improved significantly in the last 12 years compared to chillers manufactured in the 1970s and 1980s.”).

<sup>17</sup> Press Release, York International, *Taking the bite out of CFC replacement by improving air conditioning efficiency* (14 February 1996) (“Now that production of chlorofluorocarbons (CFCs) has ended, the majority of commercial and institutional building owners and industrial plant managers have a chance to turn adversity into opportunity. That’s the premise of a white paper being offered by York International Corp., a major manufacturer of chillers -- the large refrigeration machines at the heart of most large-building air-conditioning systems. While there’s no escaping eventual replacement or conversion of the 60,000 or more air-conditioning systems in the U.S. that use CFCs as refrigerants, the good news, according to York International, is that the energy efficiency of these systems can be dramatically improved with new technology, meaning quicker paybacks and long-term cost savings. The savings, in fact, have been calculated to range between \$200,000 and \$2 million, depending on local weather conditions, over a 25-year operating life.”).



<sup>18</sup> U.S. Env'tl. Prot. Agency (2002) BUILDING OWNERS SAVE MONEY, SAVE THE EARTH: REPLACE YOUR CFC AIR-CONDITIONING CHILLER, 7.

<sup>19</sup> Consumer Goods Forum (2009) SUCCESS STORIES ABOUT HFC-FREE REFRIGERATION AND ENERGY EFFICIENCY: BARRIERS AND SOLUTIONS, 7.

<sup>20</sup> Consumer Goods Forum (2009) SUCCESS STORIES ABOUT HFC-FREE REFRIGERATION AND ENERGY EFFICIENCY: BARRIERS AND SOLUTIONS, 7.

<sup>21</sup> Press Release, Clean Energy Ministerial, *SEAD Study Finds Super-Efficient Air Conditioners Could Avoid More Than 100 Power Plants* (30 April 2013); and Shah N., *et al.* (2013) COOLING THE PLANET: OPPORTUNITIES FOR DEPLOYMENT OF SUPER-EFFICIENT ROOM AIR CONDITIONERS, 80.

<sup>22</sup> As of June 2013, Indian air conditioning companies reported annual sales growth of up to 30%. In China, companies report air conditioning sales at a compounded annual growth rate of 13% over the past five years. Natural Resources Defense Council (2012) *Bhaskar Deol Guest Blog: Reducing Delhi's Power Crunch Through Appliance Efficiency* ("Two recent studies, one by Maharashtra Electricity Regulatory Commission (MERC), and another by India's Bureau of Energy Efficiency (BEE), show that AC power demand forms a lion's share of peak demand in Indian cities. The MERC study pegs power demand from ACs at 40% of the total demand for the city of Mumbai in a peak summer month and the BEE study estimates that a staggering 60% of peak demand is used up by air-conditioners."); and THE ECONOMIC TIMES, *Air Conditioner Sales Soar up to 30 percent* (4 June 2013) ("The sizzling summer may have made consumers bear the brunt of heat but air conditioner makers are laughing all the way to the bank with sales soaring by up to 30 per cent this season.").

<sup>23</sup> For example, in the room air conditioning sector, a recent study concluded that significant energy savings are cost effective in most of the economies studied. Shah N., *et al.* (2013) COOLING

THE PLANET: OPPORTUNITIES FOR DEPLOYMENT OF SUPER-EFFICIENT ROOM AIR CONDITIONERS, 73, The Clean Energy Ministerial Super Efficiency Appliance and Equipment Deployment Initiative (“As shown above in figure 4-5, for most economies ESEERs (European Seasonal Energy Efficiency Ratio) of over 6 W/W are attainable at costs (to the consumer) of conserved electricity between 5 and 15 cents per kWh. In economies with a higher cost of capital (i.e. discount/interest rates) such as Brazil, or low hours of use such as Mexico or China, higher efficiency ACs carry a larger cost of conserved electricity, when compared to India or UAE. For countries such as Japan where ACs are used for both heating and cooling, and India or UAE, where ACs are used for many hours annually, very high ESEERs are attainable at low cost per unit of electricity saved.”).

<sup>24</sup> Zaelke D., Andersen S. O., & Borgford-Parnell N. (2012) *Strengthening Ambition for Climate Mitigation: The Role of the Montreal Protocol in Reducing Short-Lived Climate Pollutants*, REV. EUR. COMP. & INT’L ENVTL. LAW 21(3):231-242; and Andersen S. O., Halberstadt M. L., & Borgford-Parnell N. (2013) *Stratospheric ozone, global warming, and the principle of unintended consequences – An ongoing science and policy success story*, J. AIR & WASTE MGMT. ASS’N., 63(6):607-647.

<sup>25</sup> Piccolotti R. (2011) *An equitable arrangement*, in UNEP (2011) OUR PLANET: POWERING CLIMATE SOLUTIONS.

<sup>26</sup> Sarma M. S., Andersen S. O., Zaelke D., & Taddonio K. (2009) *Ozone Layer, International Protection*, in R. Wolfrum (ed.) (2012) THE MAX PLANCK ENCYCLOPEDIA OF PUBLIC INTERNATIONAL LAW; see also Andersen S. O. & Sarma K. M. (2002) PROTECTING THE OZONE LAYER: THE UNITED NATIONS HISTORY, 59-60; and Hunter D., Salzman J., & Zaelke D. (2011) INTERNATIONAL ENVIRONMENTAL LAW AND POLICY, 4th ed, 544 and 578.

<sup>27</sup> UNEP (2012) REPORT OF THE SIXTY-FIFTH MEETING OF THE EXECUTIVE COMMITTEE OF THE MULTILATERAL FUND FOR THE

IMPLEMENTATION OF THE MONTREAL PROTOCOL, UN Doc. UNEP/OzL.Pro/ExCom/65/60/Corr.1, Annex 1.

<sup>28</sup> Sarma M. S., Andersen S. O., Zaelke D., & Taddonio K. (2009) *Ozone Layer, International Protection*, in R. Wolfrum (ed.) (2012) THE MAX PLANCK ENCYCLOPEDIA OF PUBLIC INTERNATIONAL LAW; and UNEP Ozone Secretariat (2013) *Assessment Panels*; see also Andersen. S. O. & Sarma, K. M. (2002) PROTECTING THE OZONE LAYER: THE UNITED NATIONS HISTORY, 59-60; and Hunter D., Salzman J., & Zaelke D. (2011) INTERNATIONAL ENVIRONMENTAL LAW AND POLICY, 4th ed., 544 and 578.

<sup>29</sup> UNEP (2011) *Compliance Assistance Programme, Regional Networks of National Ozone Units*.

<sup>30</sup> Sarma M. S., Andersen S. O., Zaelke D., & Taddonio K. (2009) *Ozone Layer, International Protection*, in R. Wolfrum (ed.) (2012) THE MAX PLANCK ENCYCLOPEDIA OF PUBLIC INTERNATIONAL LAW; and UNEP Ozone Secretariat (2013) *Assessment Panels*; see also Andersen. S. O. & Sarma, K. M. (2002) PROTECTING THE OZONE LAYER: THE UNITED NATIONS HISTORY, 59-60; and Hunter D., Salzman J., & Zaelke D. (2011) INTERNATIONAL ENVIRONMENTAL LAW AND POLICY, 4th ed., 544 and 578.

<sup>31</sup> Sarma M. S., Andersen S. O., Zaelke D., & Taddonio K. (2009) *Ozone Layer, International Protection*, in R. Wolfrum (ed.) (2012) THE MAX PLANCK ENCYCLOPEDIA OF PUBLIC INTERNATIONAL LAW; see also Andersen S. O. & Sarma K. M. (2002) PROTECTING THE OZONE LAYER: THE UNITED NATIONS HISTORY, 59-60; and Hunter D., Salzman J., & Zaelke D. (2011) INTERNATIONAL ENVIRONMENTAL LAW AND POLICY, 4th ed., 544 and 578.

<sup>32</sup> Sarma, M. S., Andersen S. O., Zaelke D., & Taddonio K. (2009) *Ozone Layer, International Protection*, in R. Wolfrum (ed.) (2012) THE MAX PLANCK ENCYCLOPEDIA OF PUBLIC INTERNATIONAL LAW; and Andersen S. O. & Sarma K. M. (2002) PROTECTING THE OZONE LAYER: THE UNITED NATIONS HISTORY, 59-60.

<sup>33</sup> Zaelke D., Andersen S. O., & Borgford-Parnell N. (2012) *Strengthening Ambition for Climate Mitigation: The Role of the Montreal Protocol in Reducing Short-Lived Climate Pollutants*, REV. EUR. COMP. & INT'L ENVTL. LAW 21(3):231-242.

<sup>34</sup> Proposed amendment to the Montreal Protocol submitted by the Federated States of Micronesia, UNEP/OzL.Pro.WG.1/33/4 (16 April 2013); *and* Proposed amendment to the Montreal Protocol submitted by Canada, Mexico and the United States of America, UNEP/OzL.Pro.WG.1/33/3 (16 April 2013).

<sup>35</sup> The U.S. Environmental Protection Agency calculates that the mitigation would be equivalent to almost 95 billion tonnes of CO<sub>2</sub> between 2016 and 2050. See U.S. Evtl. Prot. Agency (2013) BENEFITS OF ADDRESSING HFCs UNDER THE MONTREAL PROTOCOL, TABLE ES-1 (“Adoption of the HFC amendment would produce environmental benefits of more than 90 gigatons of carbon dioxide equivalent (CO<sub>2</sub>eq) by 2050. To provide some context, current global climate emissions from all sources are about 45 gigatons CO<sub>2</sub>eq annually.”).

<sup>36</sup> See also Velders G. J. M., *et al.* (2007) *The importance of the Montreal Protocol in protecting climate*, PROC. NAT'L. ACAD. SCI. USA 104:4814.

<sup>37</sup> UNEP (2010) DECLARATION ON THE GLOBAL TRANSITION AWAY FROM HYDROCHLOROFLUOROCARBONS (HCFCs) AND CHLOROFLUOROCARBONS (CFCs); *see also* UNEP (2011) REPORT OF THE COMBINED NINTH MEETING OF THE CONFERENCE OF THE PARTIES TO THE VIENNA CONVENTION ON THE PROTECTION OF THE OZONE LAYER AND THE TWENTY-THIRD MEETING OF THE PARTIES TO THE MONTREAL PROTOCOL ON SUBSTANCES THAT DEplete THE OZONE LAYER; *and* UNEP (2012) REPORT OF THE TWENTY-FOURTH MEETING OF THE PARTIES TO THE MONTREAL PROTOCOL ON SUBSTANCES THAT DEplete THE OZONE LAYER: ADVANCE COPY.

<sup>38</sup> European Council (2013) SUBMISSION BY IRELAND AND THE EUROPEAN COMMISSION OF THE EUROPEAN UNION AND ITS MEMBER

STATES (“The 2011 Bali Declaration under the Montreal Protocol lists 112 signatories committed to explore further and pursue effective means of transitioning to environmentally friendly alternatives to high GWP HFCs.”).

<sup>39</sup> Climate and Clean Air Coalition to Reduce Short Lived Climate Pollutants (2013) *About* (One year after its launch, the CCAC has 72 Partners, including 34 State Partners, 8 IGOs, and 30 NGOs who have endorsed the Framework for the Coalition and agreed to meaningful action to reduce short-lived climate pollutants.)

<sup>40</sup> United Nations (2012) RESOLUTION ADOPTED BY THE GENERAL ASSEMBLY: THE FUTURE WE WANT, A/RES/66/288 (“222. We recognize that the phase-out of ozone-depleting substances is resulting in a rapid increase in the use and release of high global-warming potential hydrofluorocarbons to the environment. We support a gradual phase-down in the consumption and production of hydrofluorocarbons.”).

<sup>41</sup> UNEP Executive Committee of the Multilateral Fund for the Implementation of the Montreal Protocol (2013) REPORT OF THE SIXTY-NINTH MEETING OF THE EXECUTIVE COMMITTEE, OzL. Pro/ExCom/69/40, 30; and Press Release, Multilateral Fund for the Implementation of the Montreal Protocol, Multilateral Fund approves landmark project for China with ozone and climate benefits – up to \$385 million of funding over the next 17 years (22 April 2013).

<sup>42</sup> Arctic Council Secretariat (2013) *Kiruna Declaration On the occasion of the Eighth Ministerial Meeting of the Arctic Council*. Further support for addressing HFCs is expressed in the 2012 *G8 Camp David Declaration* (focusing on the package of four short-lived climate pollutants, which includes HFCs); the 2009 *G8 Declaration* (“Therefore we will work with our partners to ensure that HFC emissions reductions are achieved under the appropriate framework.”); and the 2008 *Declaration of Leaders* from the Major

Economies Meeting on Energy Security and Climate Change. (“To enable the full, effective, and sustained implementation of the Convention between now and 2012, we will: ... Continue to promote actions under the Montreal Protocol on Substances That Deplete the Ozone Layer for the benefit of the global climate system...”).

<sup>43</sup> Press Release, The White House Office of the Press Secretary, *United States and China Agree to Work Together on Phase -Down of HFCs* (8 June 2013).

<sup>44</sup> In the U.S., “Eliminating HFCs represents the biggest opportunity for GHG emissions reductions behind power plants,” and would provide 23% of the emissions reductions needed to achieve the U.S.’s 2020 reduction goal (17% below 2005 emissions). Executive Office of the President (2013) *THE PRESIDENT’S CLIMATE ACTION PLAN*; and Press Release, The White House Office of the Press Secretary, *Remarks by the President on Climate Change* (25 June 2013); see also Bianco N. *et al.* (2013) *CAN THE U.S. GET THERE FROM HERE?: USING EXISTING FEDERAL LAWS AND STATE ACTION TO REDUCE GREENHOUSE GAS EMISSIONS*, World Resources Institute, 3-4.

<sup>45</sup> IISD Reporting Services (2013) *Summary of the Thirty-third Meeting of the Open-ended Working Group of the Parties to the Montreal Protocol on Substances That Deplete the Ozone Layer: 24-28 June 2013*, EARTH NEGOTIATIONS BULLETIN 19(94).

<sup>46</sup> The BASIC countries include Brazil, South Africa, India, and China. Press Release, South Africa Dep’t. of Env’tl. Aff., *Joint statement issued at the conclusion of the 15th BASIC Ministerial meeting on climate change, Cape Town, South Africa* (28 June 2013).

<sup>47</sup> U.S.-China Climate Change Working Group Fact Sheet (Office of the Spokesperson, Washington, DC, July 10, 2013); see also Report of the U.S.-China Climate Change Working Group to the Strategic and Economic Dialogue (Special Envoy for Climate Change, Washington, DC, 10 July 2013) (“Additionally, President

Barack Obama and President Xi Jinping made the announcement on June 8, 2013 that the United States and China agreed to work together and with other countries through multilateral approaches that include using the expertise and institutions of the Montreal Protocol to phase down the production and consumption of HFCs, while continuing to include HFCs within the scope of UNFCCC and its Kyoto Protocol provisions for accounting and reporting of emissions. The Working Group will work effectively to carry forward this effort.”); and U.S.-China Strategic and Economic Dialogue V Strategic Track Select Outcomes (Office of the Spokesperson, Washington, DC, July 2013) (“They will also work together to implement the agreement of Presidents Obama and Xi on HFCs.”).

<sup>48</sup> *Nadi Outcome Document: Accelerating Integrated Approach to Sustainable Development* (Pacific SWIDS Regional Preparatory Meeting, Fiji, 10-12 July 2013).

<sup>49</sup> European Council (2013) SUBMISSION BY IRELAND AND THE EUROPEAN COMMISSION OF THE EUROPEAN UNION AND ITS MEMBER STATES (“As the EU proposed in the additional ADP session in April in Bonn, a Decision at the 19<sup>th</sup> Conference of the Parties in Warsaw to urge the Montreal Protocol to undertake a global phase-down of the production and consumption of HFCs would be a very useful step, greatly encouraging effective action to stop the current rapid increase in HFC emissions and thereby making a significant contribution to the effort to close the emissions gap pre-2020. This should therefore be discussed as part of Workstream 2 of the Durban Platform for Enhanced Action. A proposal for a COP Decision is attached.”).

<sup>50</sup> Schwarz W., *et al.* (2011) PREPARATORY STUDY FOR A REVIEW OF REGULATION (EC) NO 842/2006 ON CERTAIN FLUORINATED GREENHOUSE GASES: FINAL REPORT. (The information in this paragraph is from Schwarz W., *et al.* (2011)); *see also* The Law Library of Congress (2013) REGULATION OF HYDROFLUOROCARBONS, No. 2013-009774.

<sup>51</sup> Confederation Fiscale Europeenne (2013) OPPORTUNITE D'UNE TAXATION DES FRIGORIGENES' (in French); *see also* Everything R744 (April 2013) *HFCs to be Taxed in France?*.

<sup>52</sup> Congreso de los Diputados (2013) Boletín oficial de las cortes generales congreso de los diputados, serie A, num. 51-1, BOCG-10-A-54-1 (in Spanish); *see also* Ammonia 21 (July 2013) *Spain Considers F-gas Tax at €20/tCO<sub>2</sub>eq.*

<sup>53</sup> Schwarz W., *et al.* (2011) PREPARATORY STUDY FOR A REVIEW OF REGULATION (EC) No 842/2006 ON CERTAIN FLUORINATED GREENHOUSE GASES: FINAL REPORT.

<sup>54</sup> Australian Government (2011) Ozone Protection and Synthetic Greenhouse Gas (Import Levy) Amendment Bill 2011, C2011B00170. Australia is proposing to replace the domestic carbon tax with an EU-type emissions-trading scheme as early as July 2014, instead of in 2015, as originally intended by the law. Hydrocarbon 21 (August 2013) *Australia's HFC levy one year on – part 1.*

<sup>55</sup> Australian Government, Ozone Protection and Synthetic Greenhouse Gas Management Act of 1989 *Import, Export and Manufacture of ODSs and SGGs.*

<sup>56</sup> Parliamentary Counsel Office New Zealand (2013) Climate Change (Synthetic Greenhouse Gas Levies) Regulations 2013, SR 2013/46; *see also* Ammonia 21 (July 2013) *Synthetic Greenhouse Gas Levy Enters into Force in New Zealand.*

<sup>57</sup> Ozone Secretariat Conference Portal, UNEP (2013) *Statement by the European Union and its Member States on the Proposed Amendments to the Montreal Protocol Submitted by Canada, Mexico and the United States of America and by the Federated States of Micronesia, Morocco and Maldives.* In November 2012 the European Commission published a proposal to strengthen their fluorinated greenhouse gas (f-gas) regulations, calling for an economy-wide phase-down of f-gases, managed by a quota system for importers and producers, along with use bans and



better equipment seals. In March 2013, the European Parliament's rapporteur, Bas Eickhout, submitted a report containing a number of amendments to the 2012 proposal, including: earlier and additional bans on new refrigeration and air conditioning equipment containing HFCs, mandatory destruction of by-product emissions from the manufacture of f-gases including production of feedstocks, and a faster phase-down schedule. The amendments also call for implementation of a fee system for import and production quotas as well as reporting requirements for the import, export, or production of more than 500 tonnes CO<sub>2</sub>-eq of f-gases in a calendar year. On 19 June 2013, the European Parliament's Environment, Public Health & Food Safety Committee approved the proposal by a vote of 48 to 19. The proposal still has to be approved by a plenary session of the Parliament and by Member States. The proposal in the European Commission (2012) is: Regulation of the European Parliament and of the Council on fluorinated greenhouse gases, COM(2012)0643 final. The amended proposal in the European Parliament, Committee on the Environment, Public Health and Food Safety (2013) is: Draft Report on The Proposal For A Regulation of The European Parliament And of The Council on Fluorinated Greenhouse Gases, 2012/0305(COD).

<sup>58</sup> See e.g. European Commission (2013) IMPLEMENTATION OF DIRECTIVE 2006/40/EC – STATE OF PLAY.

<sup>59</sup> Schwarz W., *et al.* (2011) *Preparatory Study For A Review Of Regulation (EC) No 842/2006 On Certain Fluorinated Greenhouse Gases: Final Report.*

<sup>60</sup> Press Release, Consumer Goods Forum, *3rd Refrigeration Summit Warms Retailers to Uptake of Natural Refrigeration Systems* (5 June 2013) (Keynote speech by Gregory Barker, UK Minister for Climate Change, who stated: "Energy efficiency is not only vital for reducing the impact of global climate change, but will also boost the UK economy, stimulate growth and give our businesses a real competitive edge in the low carbon global

race.... Refrigeration is a significant part of this and that is why I'm calling on retailers to agree to freeze out costly HFC refrigeration. I'm also setting up a new Taskforce with the retail sector to help unlock the significant further potential for energy savings in this sector.”).

<sup>61</sup> Swiss Federal Office for the Environment, *Ordonnance sur la réduction des risques liés à l'utilisation de substances, de préparations et d'objets particulièrement dangereux*, 2012-2708 (2012) (in French); *see also* Hydrocarbons 21 (November 2012) *Switzerland to Introduce HFC Bans in Several AC and Refrigeration Applications*.

<sup>62</sup> Ministry of Economy, Trade and Industry of Japan (April 2013) *Cabinet Decision on the Bill for the Act for Partial Revision of the Act on Ensuring the Implementation of Recovery and Destruction of Fluorocarbons concerning Designated Products*.

<sup>63</sup> THE PRESIDENT'S CLIMATE ACTION PLAN (Executive Office of the President 2013) (mentioning the Significant New Alternatives Policy Program as a policy tool to “encourage private sector investment in low-emissions technology by identifying and approving climate-friendly chemicals while prohibiting certain uses of the most harmful chemical alternatives”); *and Remarks by the President on Climate Change* (The White House Office of the Press Secretary, 25 June 2013) (In the U.S., “Eliminating HFCs represents the biggest opportunity for GHG emissions reductions behind power plants,” and would provide 23% of the emissions reductions needed to achieve the U.S.’s 2020 reduction goal (17% below 2005 emissions)). *See also* Bianco N. *et al.* (2013) *CAN THE U.S. GET THERE FROM HERE?: USING EXISTING FEDERAL LAWS AND STATE ACTION TO REDUCE GREENHOUSE GAS EMISSIONS*, World Resources Institute, 3-4.

<sup>64</sup> H.R. 1943 (2013) SUPER Act of 2013, 113<sup>th</sup> Congress 1<sup>st</sup> Session (introduced).

<sup>65</sup> U.S. Env'tl. Prot. Agency (2011) *EPA and NHTSA Finalize Historic National Program to Reduce Greenhouse Gases and Improve Fuel Economy for Cars and Trucks*.

<sup>66</sup> California Air Resources Board, Small Containers of Automotive Refrigerant, 17 CA ADC T. 7, 17, Div 3, Chap 1(1)10.5; *see also* Ammonia 21 (December 2009) *California Adopts Refrigerant Management Program*.

<sup>67</sup> European Commission (2013) Fluorinated greenhouse gases; *see also* California Air Resources Board (2013) Refrigerant Management Program Regulation for Non-Residential Refrigeration Systems; Environment Canada (2013) Consultations on Proposed Extended Producer Responsibility Regulations for Managing End-of-Life-Ozone-Depleting Substances (ODSs) and their Halocarbon Alternatives; *and* Ammonia 21 (January 2012) *2012 Brings Regulatory Requirements and Opportunities for Ammonia in the EU and N. America*.

<sup>68</sup> European Commission (2013) Fluorinated greenhouse gases; *see also* California Air Resources Board (2013) Refrigerant Management Program Regulation for Non-Residential Refrigeration Systems; Environment Canada (2013) Consultations on Proposed Extended Producer Responsibility Regulations for Managing End-of-Life-Ozone-Depleting Substances (ODSs) and their Halocarbon Alternatives; *and* Ammonia 21 (January 2012) *2012 Brings Regulatory Requirements and Opportunities for Ammonia in the EU and N. America*.

<sup>69</sup> Schwarz W., et al. (2011) PREPARATORY STUDY FOR A REVIEW OF REGULATION (EC) No 842/2006 ON CERTAIN FLUORINATED GREENHOUSE GASES: FINAL REPORT.

<sup>70</sup> Danish Ministry for Climate and Energy (2009) DENMARK'S FIFTH NATIONAL COMMUNICATION ON CLIMATE CHANGE UNDER THE UNITED NATIONS FRAMEWORK CONVENTION ON CLIMATE CHANGE AND THE KYOTO PROTOCOL 150.

<sup>71</sup> Government of the Republic of Slovenia (2008) Regulation on Changes and Amendments to the Regulation on the Environmental Tax for Polluting the Air with Carbon Dioxide Emissions, *Official Gazette of the Republic of Slovenia* 78/08.

<sup>72</sup> Schwarz W., et al. (2011) *PREPARATORY STUDY FOR A REVIEW OF REGULATION (EC) No 842/2006 ON CERTAIN FLUORINATED GREENHOUSE GASES: FINAL REPORT.*

<sup>73</sup> Congreso de los Diputados (2013) BOLETIN OFICIAL DE LAS CORTES GENERALES CONGRESO DO LOS DIPUTADOS, SERIE A, NUM. 51-1, BOCG-10-A-54-1 (IN SPANISH); SEE ALSO AMMONIA 21 (JULY 2013) *SPAIN CONSIDERS F-GAS TAX AT €20/TCO<sub>2</sub>EQ.*

<sup>74</sup> Confederation Fiscale Europeenne (2013) *Opportunité d'UNE TAXATION DES FRIGORIGENES'* (IN FRENCH); SEE ALSO EVERYTHING R744 (APRIL 2013) *HFCs TO BE TAXED IN FRANCE?*

<sup>75</sup> Australian Government (last visited July 29, 2013) *Import, Export and Manufacture of ODSs and SGGs.*

<sup>76</sup> Australian Government (2011) Ozone Protection and Synthetic Greenhouse Gas (Import Levy) Amendment Bill 2011, C2011B00170; see also Ammonia 21 (September 2011) *Australia HFC Carbon Charge to Start at €17 per tonne of CO<sub>2</sub>eq.*

<sup>77</sup> Parliamentary Counsel Office New Zealand (2013) Climate Change (Synthetic Greenhouse Gas Levies) Regulations 2013, SR 2013/46; see also Ammonia 21 (July 2013) *Synthetic Greenhouse Gas Levy Enters into Force in New Zealand.*

<sup>78</sup> European Commission (2013) Fluorinated greenhouse gases; see also California Air Resources Board (2013) *Refrigerant Management Program Regulation for Non-Residential Refrigeration Systems*; Environment Canada (2013) *Consultations on Proposed Extended Producer Responsibility Regulations for Managing End-of-Life-Ozone-Depleting Substances (ODSs) and their Halocarbon Alternatives*; and Ammonia 21 (January 2012) *2012 Brings Regulatory Requirements and Opportunities for Ammonia in the EU and N. America.*

<sup>79</sup> Schwarz W., et al. (2011) *PREPARATORY STUDY FOR A REVIEW OF REGULATION (EC) No 842/2006 ON CERTAIN FLUORINATED GREENHOUSE GASES: FINAL REPORT.*

<sup>80</sup> Schwarz W., et al. (2011) *PREPARATORY STUDY FOR A REVIEW OF REGULATION (EC) No 842/2006 ON CERTAIN FLUORINATED GREENHOUSE GASES: FINAL REPORT.*

<sup>81</sup> Ministry of Economy, Trade and Industry of Japan (April 2013) *Cabinet Decision on the Bill for the Act for Partial Revision of the Act on Ensuring the Implementation of Recovery and Destruction of Fluorocarbons concerning Designated Products.*

<sup>82</sup> Ammonia 21 (December 2009) *California Adopts Refrigerant Management Program.*

<sup>83</sup> Schwarz W., et al. (2011) *PREPARATORY STUDY FOR A REVIEW OF REGULATION (EC) No 842/2006 ON CERTAIN FLUORINATED GREENHOUSE GASES: FINAL REPORT.*

<sup>84</sup> Schwarz W., et al. (2011) *PREPARATORY STUDY FOR A REVIEW OF REGULATION (EC) No 842/2006 ON CERTAIN FLUORINATED GREENHOUSE GASES: FINAL REPORT.*

<sup>85</sup> Ministry of Economy, Trade and Industry of Japan (April 2013) *Cabinet Decision on the Bill for the Act for Partial Revision of the Act on Ensuring the Implementation of Recovery and Destruction of Fluorocarbons concerning Designated Products, see also Environmental Investigation Agency (May 2013) Landmark Revision of Japanese Fluorocarbon Regulations: Make It Count.*

<sup>86</sup> California Air Resources Board, 17 CA ADC T. 7, 17, Div 3, Chap 1(1)10.5, Small Containers of Automotive Refrigerant; see also Ammonia 21 (December 2009) *California Adopts Refrigerant Management Program.*

<sup>87</sup> Ammonia 21 (July 2012) *China Will Release the First Safety Standards for Cold Stores.*

<sup>88</sup> Australian Government (last visited July 29, 2013) *Import, Export and Manufacture of ODSs and SGGs.*

<sup>89</sup> Schwarz W., et al. (2011) *PREPARATORY STUDY FOR A REVIEW OF REGULATION (EC) NO 842/2006 ON CERTAIN FLUORINATED GREENHOUSE GASES: FINAL REPORT.*

<sup>90</sup> European Commission (2013) *IMPLEMENTATION OF DIRECTIVE 2006/40/EC – STATE OF PLAY*; SEE ALSO *THE TELEGRAPH (JULY 2013) BAN ON SELLING NEW MERCEDES IN EU MOVES CLOSER.*

<sup>91</sup> Swiss Federal Office for the Environment, *Ordonnance sur la reduction des risqué lies a l'utilisation de substances, de preparations et d'objets particulierement dangereux*, 2012-2708 (2012) (in French); Swiss Federal Council (2005) 814.81 *Ordinance of 18 May 2005 on the Reduction of Risks relating to the Use of Certain Particularly Dangerous Substances, Preparations and Articles (Chemical Risk Reduction Ordinance, ORRChem); and Hydrocarbons 21 (November 2012) Switzerland to Introduce HFC Bans in Several AC and Refrigeration Applications.*

<sup>92</sup> Danish Ministry of Environment (last visited August 1, 2013) *Q&A Concerning Industrial Greenhouse Gases (HFCs, PFCs and SF6).*

<sup>93</sup> Zhou X. (2013) *Policies and Regulations for Ozone Protection – Experiences from China (Presentation at Bangkok Technology Conference, 29 June 2013)*; see also U.S. Env'tl. Prot. Agency (2013) *BENEFITS OF ADDRESSING HFCs UNDER THE MONTREAL PROTOCOL*; AND AMMONIA 21 (JULY 2012) *CHINA WILL RELEASE THE FIRST SAFETY STANDARDS FOR COLD STORES.*

<sup>94</sup> Zaelke D. & Borgford-Parnell N. (April 2013) *Primer on Short-Lived Climate Pollutants*; see also U.S. Env'tl. Prot. Agency (2011) *EPA and NHTSA Finalize Historic National Program to Reduce Greenhouse Gases and Improve Fuel Economy for Cars and Trucks.*

<sup>95</sup> European Commission (2013) *Fluorinated greenhouse gases*; see also California Air Resources Board (2013) *Refrigerant Management Program Regulation for Non-Residential Refrigeration Systems*; Environment Canada (2013) *Consultations*

on Proposed Extended Producer Responsibility Regulations for Managing End-of-Life-Ozone-Depleting Substances (ODSs) and their Halocarbon Alternatives; and Ammonia 21 (January 2012) *2012 Brings Regulatory Requirements and Opportunities for Ammonia in the EU and N. America.*

<sup>96</sup> Haqnafi S. (2013) Policy and Regulatory Initiatives from Indonesia (Presentation at Bangkok Technology Conference, 29 June 2013).

<sup>97</sup> California Air Resources Board, 17 CA ADC T. 7, 17, Div 3, Chap 1(1)10.5, Small Containers of Automotive Refrigerant; and Ammonia 21 (December 2009) *California Adopts Refrigerant Management Program.*

<sup>98</sup> Consumer Goods Forum (2013) BETTER LIVES THROUGH BETTER BUSINESS; and Press Release, Consumer Goods Forum, *3rd Refrigeration Summit Warms Retailers to Uptake of Natural Refrigeration Systems* (5 June 2013) (“Reducing the use of HFC refrigerants is high on the CGF sustainability agenda due to their impact on global warming.”).

<sup>99</sup> Air-Conditioning, Heating, and Refrigeration Institute (2013) *AHRI Responds to President Obama’s Climate Change Plan* (25 June 2013) (“AHRI supports the continued efforts by the United States and its North American partners to engage in discussions at the Montreal Protocol, especially the North American amendment regarding the future of HFCs...”).

<sup>100</sup> European Fluorocarbon Technical Committee [EFTC] (2012) *HFC Producers support action under the Montreal Protocol for a consumption cap and reduction of HFCs* (31 Oct. 2012) (“[EFTC] would like to take the opportunity to encourage Parties to the Montreal Protocol to move forward with a constructive dialogue to achieve an agreement for a global cap and reduction for HFC consumption on a GWP-weighted basis.”) The members of the EFTC are Mexichem Flour, Arkema, DuPont, Solvay Fluor, and Honeywell Fluorine Products. It is a sector group of The European Chemical Industry Council.

<sup>101</sup> Refrigerants, Naturally! members, including PepsiCo, Red Bull, Coca-Cola, and Unilever, “support the proposed amendments to include HFCs in the Montreal Protocol in cooperation with the UNFCCC. An international agreement to bring HFCs into the regulatory regime of the Montreal Protocol would be an important step towards a phase-down and eventual phase-out of these substances.” *Refrigerants, Naturally! calls for an immediate HFC phase-down under the Montreal Protocol* (June 2013).

<sup>102</sup> The Alliance for Responsible Atmospheric Policy (2011) *INDUSTRY ACTIONS TO RESPONSIBLY MEET SOCIETY’S NEEDS: REFRIGERATION, AIR CONDITIONING, AND OTHER APPLICATIONS* (“The Alliance for Responsible Atmospheric Policy (Alliance) supports a planned, orderly global phase-down of substances with high global warming potentials (GWPs), improved application energy efficiency, leakage reduction, and recovery/reuse or destruction at application end-of-life.”).

<sup>103</sup> DuPont (2013) *DuPont Position Statement on Montreal Protocol* (10 June 2013) (“...DuPont is now engaged in advocacy work to add hydrofluorocarbons (HFCs) to the Montreal Protocol.”).

<sup>104</sup> DuPont (2013) *Opteon Refrigerant Has Low GWP* (last visited 31 July 2013); Honeywell (2007) *DuPont, Honeywell Announce Refrigerants Global Joint Venture Agreement* (29 MRCH 2007) (“DuPont and Honeywell today announced a global joint development agreement to accelerate the development and commercialization of next generation, low global warming refrigerants for the automotive air conditioning industry.”).

<sup>105</sup> Refrigerants, Naturally! (2013) *History and Achievements*.

<sup>106</sup> Coca-Cola (2012) *Refrigeration* (1 Jan. 2012) (“We’ve identified a natural refrigerant gas to replace HFC refrigerant gas and are phasing out the use of HFCs in all new equipment by 2015.”).



<sup>107</sup> Refrigerants Naturally! (2013) PepsiCo; Red Bull (2013) *Efficient Cooling*; Unilever (2013) *Climate-Friendly Refrigeration*; Fleury J-M (2011) Roll out and Experience of Natural Refrigerants based technology at Carrefour, presentation at ATMOSphere Europe 2011, Brussels, 11-12 October 2011; *see also* U.S. Env'tl. Prot. Agency (2013) BENEFITS OF ADDRESSING HFCs UNDER THE MONTREAL PROTOCOL, 20 (“Sanyo has produced CO<sub>2</sub> compressors since 2001, originally developed for heat pump water heaters. Using this technology, Sanyo developed the first CO<sub>2</sub> vending machine, which was field tested in February 2004 in Australia. Results from these tests showed that the CO<sub>2</sub> system consumed 17% less energy compared to the comparable HFC-134a system during the summer season. Beginning in 2005, CO<sub>2</sub> vending machines began being sold in Japan and have represented a significant and growing portion of the Japanese market—estimated at 116,000 units in 2010.”)

<sup>108</sup> The Consumer Goods Forum (2011) *The CGF Good Practices About HFC-Refrigeration and Energy Efficiency*; and U.S. Env'tl. Prot. Agency (2013) BENEFITS OF ADDRESSING HFCs UNDER THE MONTREAL PROTOCOL, 21 (“Sobeys, Canada’s second largest food retailer, installed its first transcritical CO<sub>2</sub> system in July 2006 and has plans to implement the technology in all of its 1,300 stores in 15 years...Supervalu opened an ammonia-based refrigeration system in their Albertsons store in Carpinteria, California in 2012, the first in the United States.”).

<sup>109</sup> Refrigerants Naturally! (2013) PepsiCo.

<sup>110</sup> Coca-Cola (2012) *Refrigeration*.

<sup>111</sup> Red Bull (2013) *Efficient Cooling*.

<sup>112</sup> Unilever (2013) *Climate-Friendly Refrigeration*.

<sup>113</sup> Hydrocarbons21 (2012) McDonalds Europe *installs over 3,300 pieces of HFC-free refrigeration equipment* (18 May 2012).

<sup>114</sup> The Consumer Goods Forum (2011) *The CGF Good Practices About HFC-Refrigeration and Energy Efficiency*.

<sup>115</sup> The Consumer Goods Forum (2011) *The CGF Good Practices About HFC-Refrigeration and Energy Efficiency*.

<sup>116</sup> Sobeys (2012) *Sustainability Scorecard for 2012*.

<sup>117</sup> Montreal Protocol Technology and Economic Assessment Panel (2009), TASK FORCE DECISION XX/8 REPORT: ASSESSMENT OF ALTERNATIVES TO HCFCs AND HFCs AND UPDATE OF THE TEAP 2005 SUPPLEMENT REPORT DATA ; *and* Montreal Protocol Technology and Economic Assessment Panel (2010), TEAP 2010 PROGRESS REPORT, VOL. 1 , 27–33.

<sup>118</sup> Montreal Protocol Technology and Economic Assessment Panel (2010) TEAP 2010 PROGRESS REPORT, VOL I, 3.

<sup>119</sup> HFC-237fa, used as a fire suppressant, refrigerant, and propellant for metered-dose inhalers, has a GWP of 9,400. U.S. EPA (2011) GLOBAL WARMING POTENTIALS OF ODS SUBSTITUTES.

<sup>120</sup> Montreal Protocol Technology and Economic Assessment Panel (2010) TEAP 2010 PROGRESS REPORT, VOL I, 4.

<sup>121</sup> Montreal Protocol Technology and Economic Assessment Panel (1999) *The Implications to the Montreal Protocol of the Inclusion of HFCs and PFCs in the Kyoto Protocol*, 11.

<sup>122</sup> Velders G. J. M., & (2009) *The large contribution of projected HFC emissions to future climate forcing*, PROC. NATIONAL ACADEMY OF SCIENCES 106:10949; *see also* Andersen S. O., Halberstadt M., & Borgford-Parnell N. (2013) *Stratospheric ozone, global warming, and the principle of unintended consequences—An ongoing science and policy success story*, J. OF THE AIR & WASTE MNGMT ASSN 63(6); *and* Montreal Protocol Technology and Economic Assessment Panel (2013) TEAP 2010 PROGRESS REPORT, VOL. I, 50-51.

<sup>123</sup> Hodnebrog O. *et al.* (2013) *Efficiencies Of Halocarbons And Related Compounds: A Comprehensive Review*, REV. GEOPHYS, 333.

<sup>124</sup> Montreal Protocol Technology and Economic Assessment Panel (May 2013) TEAP 2010 PROGRESS REPORT, VOL. I, 50-51.

<sup>125</sup> U.S. Evtl. Prot. Agency (2013) BENEFITS OF ADDRESSING HFCs UNDER THE MONTREAL PROTOCOL, 19 (“Cryogenic systems are currently used in other European countries (e.g., Sweden, Denmark, Finland, France, the Netherlands, and Germany), and are being piloted in the United States.”).

<sup>126</sup> UNEP (2011) HFCs: A CRITICAL LINK IN PROTECTING CLIMATE AND THE OZONE LAYER – A UNEP SYNTHESIS REPORT *citing* Montreal Protocol Technology and Economic Assessment Panel (2011) REPORT OF THE REFRIGERATION, AIR CONDITIONING AND HEAT PUMP TECHNICAL OPTIONS COMMITTEE: 2010 ASSESSMENT.

<sup>127</sup> Godrej (2013) *Development and Handling of Room Air-Conditioning—the Godrej Experience* (presentation at Bangkok Technology Conference, 29 June 2013).

<sup>128</sup> Rajadhyaksha D. (2013) *Development and handling of hydrocarbon air-conditioners – the Godrej experience* (presentation at Bangkok Technology Conference, 29 June 2013); *see also* Press Release, Godrej Appliances *Godrej Appliances raises the bar for energy efficient products in India* (20 March 2012); *and* Press Release, Godrej Appliances *Godrej Appliances starts a Global Revolution with its Green Air Conditioners* (3 April 2012).

<sup>129</sup> Montreal Protocol Technology and Economic Assessment Panel (2013) TEAP 2010 PROGRESS REPORT, VOL. II, 49; *see also* Stanga M. (2013) *Update on R32 Air-conditioning and Heat Pump Manufacturing and Sales* (presentation by Daikin Industries, Ltd.).

<sup>130</sup> Montreal Protocol Technology and Economic Assessment Panel (2013) TEAP 2010 PROGRESS REPORT, VOL. II, 49.

<sup>131</sup> UNEP (2011) HFCs: A CRITICAL LINK IN PROTECTING CLIMATE AND THE OZONE LAYER – A UNEP SYNTHESIS REPORT, 29.

<sup>132</sup> UNEP (2011) HFCs: A CRITICAL LINK IN PROTECTING CLIMATE AND THE OZONE LAYER – A UNEP SYNTHESIS REPORT, 29.

<sup>133</sup> Hodnebrog O., *et al.* (2013) *Efficiencies Of Halocarbons And Related Compounds: A Comprehensive Review*, REV. GEOPHYS. 51, 333.

<sup>134</sup> UNEP (2011) HFCs: A CRITICAL LINK IN PROTECTING CLIMATE AND THE OZONE LAYER – A UNEP SYNTHESIS REPORT, 29.

<sup>135</sup> Schwarz W., *et al.* (September 2011), PREPARATORY STUDY FOR A REVIEW OF REGULATION (EC) NO 842/2006 ON CERTAIN FLUORINATED GREENHOUSE GASES, FINAL REPORT, Annex IV: Global Data/Input Sheets.

<sup>136</sup> Schwarz W., *et al.* (September 2011), PREPARATORY STUDY FOR A REVIEW OF REGULATION (EC) NO 842/2006 ON CERTAIN FLUORINATED GREENHOUSE GASES, FINAL REPORT, Annex IV: Global Data/Input Sheets.

<sup>137</sup> Schwarz W. *et al.* (September 2011), PREPARATORY STUDY FOR A REVIEW OF REGULATION (EC) NO 842/2006 ON CERTAIN FLUORINATED GREENHOUSE GASES, FINAL REPORT, Annex VI Abatement technologies by sectors.

<sup>138</sup> UNEP (2011) HFCs: A CRITICAL LINK IN PROTECTING CLIMATE AND THE OZONE LAYER – A UNEP SYNTHESIS REPORT *citing* Montreal Protocol Technology and Economic Assessment Panel (2011) REPORT OF THE REFRIGERATION, AIR CONDITIONING AND HEAT PUMP TECHNICAL OPTIONS COMMITTEE: 2010 ASSESSMENT.

<sup>139</sup> Godrej, *Development and Handling of Room Air-Conditioning—the Godrej Experience* (presentation at Bangkok Technology Conference, 29 June 2013); *see also* Press Release, Godrej Appliances, *Godrej Appliances raises the bar for energy efficient products in India* (20 March 2012); Press Release, Godrej Appliances, *Godrej Appliances starts a Global Revolution with its Green Air Conditioners* (3 April 2012); *and* Press Release, Indian Bureau of Energy Efficiency, *Energy Performance Standards for Air Conditioners Comprehensively Upgraded in India* (2 May 2012).

<sup>140</sup> Chin L. (2013) *Recent Developments in Low GWP Refrigerants for Air Conditioning and Refrigeration Appliances* (Honeywell presentation at Bangkok Technology Conference, 29 June 2013).

<sup>141</sup> Stanga M. (2013) *Update on R32 Air-conditioning and Heat Pump Manufacturing and Sales -Progress Since Last OEWG in Bangkok 2012* (Daiken presentation at Bangkok Technology Conference, 29 June 2013).

<sup>142</sup> U.S. Env'tl. Prot. Agency (2013) BENEFITS OF ADDRESSING HFCs UNDER THE MONTREAL PROTOCOL, 20-21.

<sup>143</sup> U.S. Env'tl. Prot. Agency (2013) BENEFITS OF ADDRESSING HFCs UNDER THE MONTREAL PROTOCOL, 20-21.

<sup>144</sup> Yabase H. (2013) *District Cooling-Experience and Opportunities in case of Absorption Chiller* (presentation at Bangkok Technology Conference, 29 June 2013).

